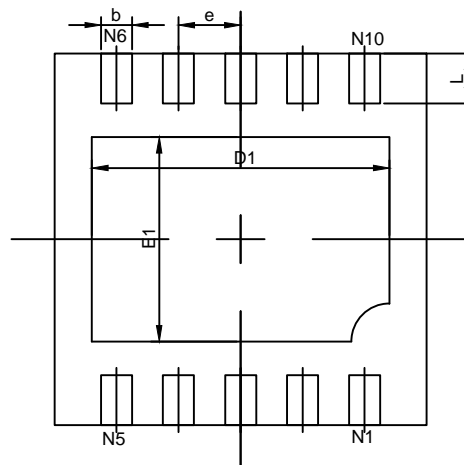
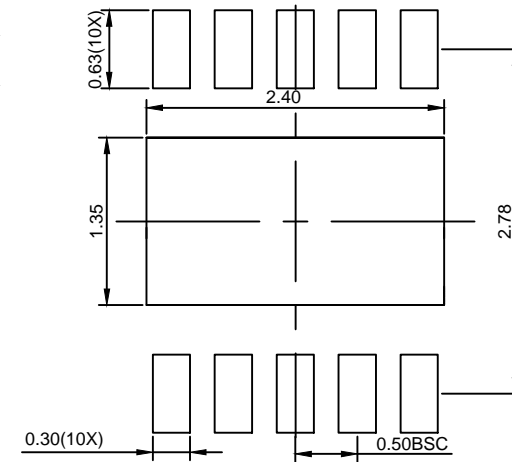


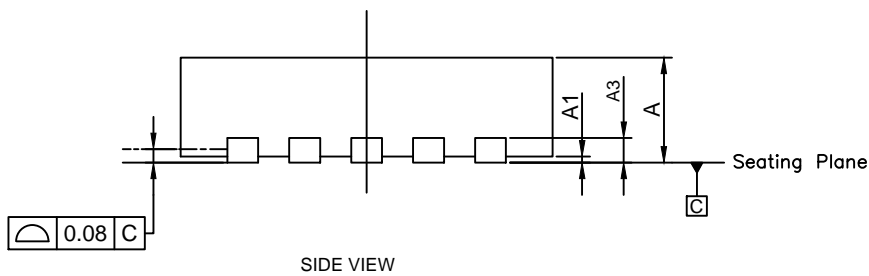
TOP VIEW



BOTTOM VIEW



RECOMMENDED LAND PATTERN(unit:mm)



SIDE VIEW

PKG. DIMENSIONS(MM)			
SYMBOL	Min	NOM	Max
A	0.50	0.60	0.65
A1	0.00	0.02	0.05
A3	0.15 REF		
D	2.90	3.00	3.10
E	2.90	3.00	3.10
D1	2.30	2.40	2.50
E1	1.50	1.60	1.70
b	0.18	0.25	0.30
e	0.50 BSC		
L	0.25	0.40	0.55

**Notes:**

1. Comply with JEDEC MO-229F, except 'L' Max and 'L' Min.



DATE: 06/03/21

DESCRIPTION: 10-Pin, U-DFN3030-10

PACKAGE CODE: ZW(ZW10)

DOCUMENT CONTROL#: PD-2219

REVISION: A