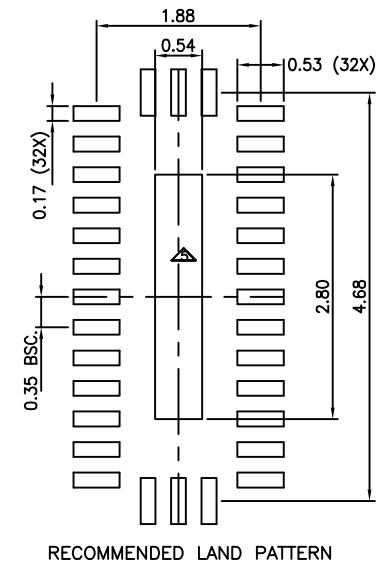
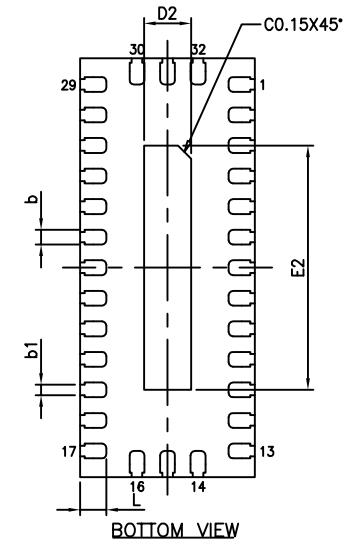
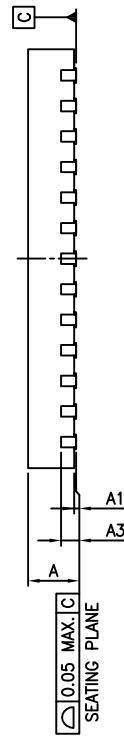


SYMBOLS	MIN.	NOM.	MAX.
A	0.50	0.55	0.60
A1	0.00	0.02	0.05
A3	0.150 REF.		
b	0.12	0.17	0.22
b1	0.12 REF.		
D	1.90	2.00	2.10
E	4.70	4.80	4.90
e	0.35 BSC		
L	0.25	0.30	0.35
D2	0.49	0.54	0.59
E2	2.75	2.80	2.85



NOTE :

1. ALL DIMENSIONS ARE IN mm. ANGLES IN DEGREES.
2. COPLANARITY APPLIES TO THE EXPOSED THERMAL PAD AS WELL AS THE TERMINALS.
3. REFER JEDEC MO-288
4. RECOMMENDED LAND PATTERN IS FOR REFERENCE ONLY.
5. THERMAL PAD SOLDERING AREA (MESH STENCIL DESIGN IS RECOMMENDED).



DATE: 07/30/21

DESCRIPTION: U-QFN2048-32

PACKAGE CODE: ZTF (ZTF32)

DOCUMENT CONTROL #: PD-2272

REVISION: --