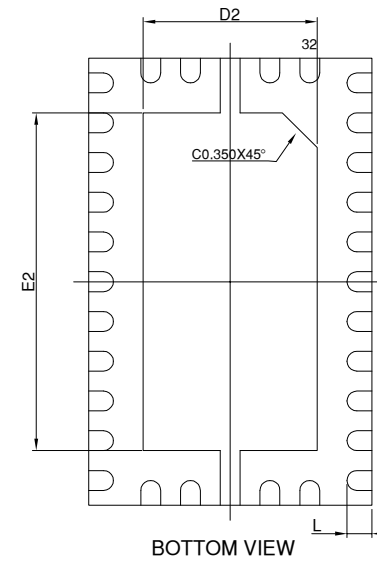
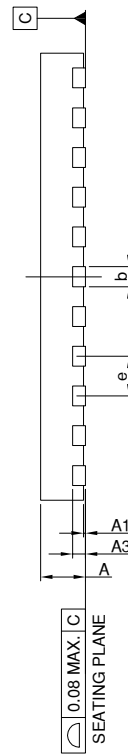
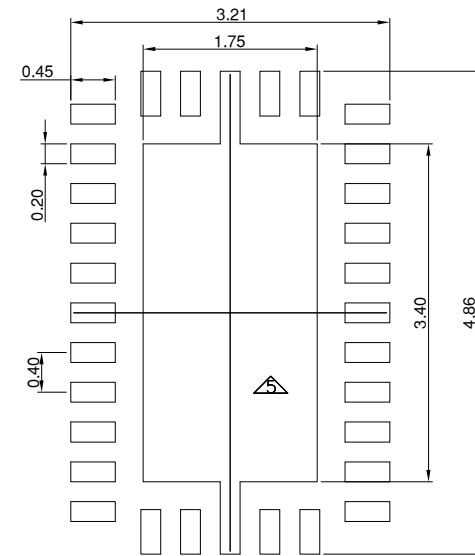


TOP VIEW



BOTTOM VIEW



RECOMMENDED LAND PATTERN

SYMBOLS	MIN.	NOM.	MAX.
A	0.40	0.45	0.50
A1	0.00	0.02	0.05
A3	0.127 REF.		
b	0.15	0.20	0.25
D	2.75	2.85	2.95
E	4.40	4.50	4.60
e	0.40 BSC		
L	0.20	0.25	0.30
D2	1.70	1.75	1.80
E2	3.35	3.40	3.45

NOTE :

1. ALL DIMENSIONS ARE IN mm. ANGLES IN DEGREES
2. COPLANARITY APPLIES TO THE EXPOSED THERMAL PAD AS WELL AS THE TERMINALS
3. REFER JEDEC MO-288
4. RECOMMENDED LAND PATTERN IS FOR REFERENCE ONLY
5. THERMAL PAD SOLDERING AREA (MESH STENCIL DESIGN IS RECOMMENDED)



DATE: 01/14/22

DESCRIPTION: 32-contact, X1-QFN2845-32

PACKAGE CODE: XEA (XEA32)

DOCUMENT CONTROL #: PD-2259

REVISION: B