

**Mechanical Data**

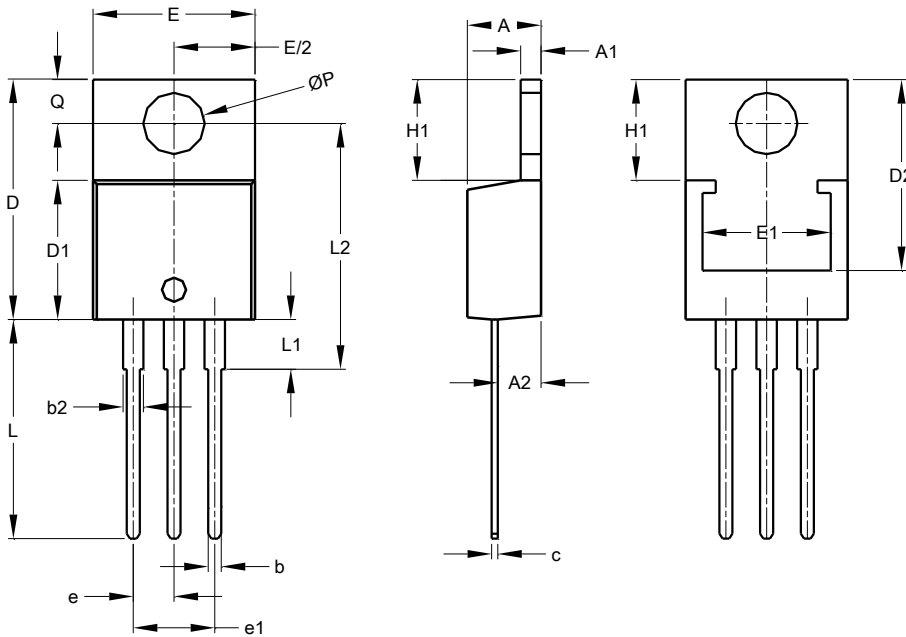
- Through - Hole Package
- Weight: 2.24 grams (Approximate)
- Max Soldering Temperature +260°C for 30 secs as per JEDEC J-STD-020
- Case Material – Molded Plastic, UL Flammability Rating 94V-0
- Terminals: Finish – Matte Tin Plated Leads, Solderable per MIL-STD-202, Method 208 <sup>(e3)</sup>

**Package View**



**Package Outline Dimensions**

TO220AB



TO220AB			
Dim	Min	Max	Typ
A	3.56	4.82	-
A1	0.51	1.39	-
A2	2.04	2.92	-
b	0.39	1.01	0.81
b2	1.15	1.77	1.24
c	0.356	0.61	-
D	14.22	16.51	-
D1	8.39	9.01	-
D2	11.45	12.87	-
e	-	-	2.54
e1	-	-	5.08
E	9.66	10.66	-
E1	6.86	8.89	-
H1	5.85	6.85	-
L	12.70	14.73	-
L1	-	4.42	-
L2	15.80	17.51	16.00
P	3.54	4.08	-
Q	2.54	3.42	-
All Dimensions in mm			

**Note:** For high voltage applications, the appropriate industry sector guidelines should be considered with regards to creepage and clearance.

**Minimum Packing Quantity**

	Quantity per Box
<b>Bulk - Loose</b>	1,000/ 2,000*
<b>Bulk - Tube</b>	50

\*Quantity Varies by Part Number

**Note:** Package quantities given are for minimum packaging quantity only, not minimum order quantity. For minimum order quantity, please contact Sales Department.

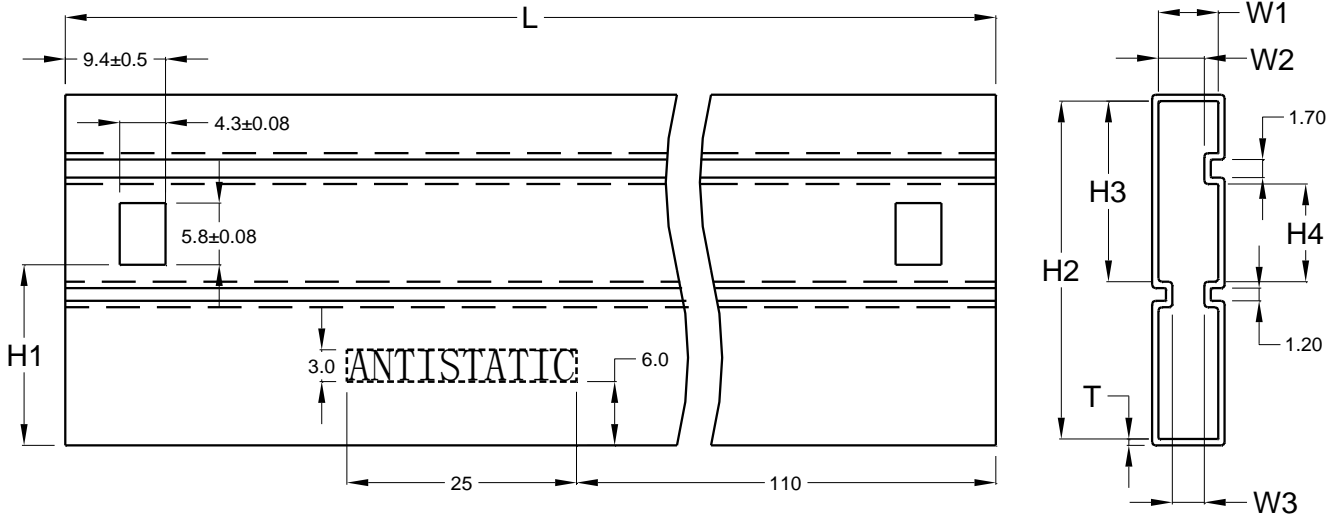
**Note:** No mixed date codes or partial quantity (less than minimum packaging quantity) per packaging is allowed.

**Note:** In no case shall there be two or more consecutive components missing from any reel for any reason.

**Tube Pack Dimensions/ Specifications**

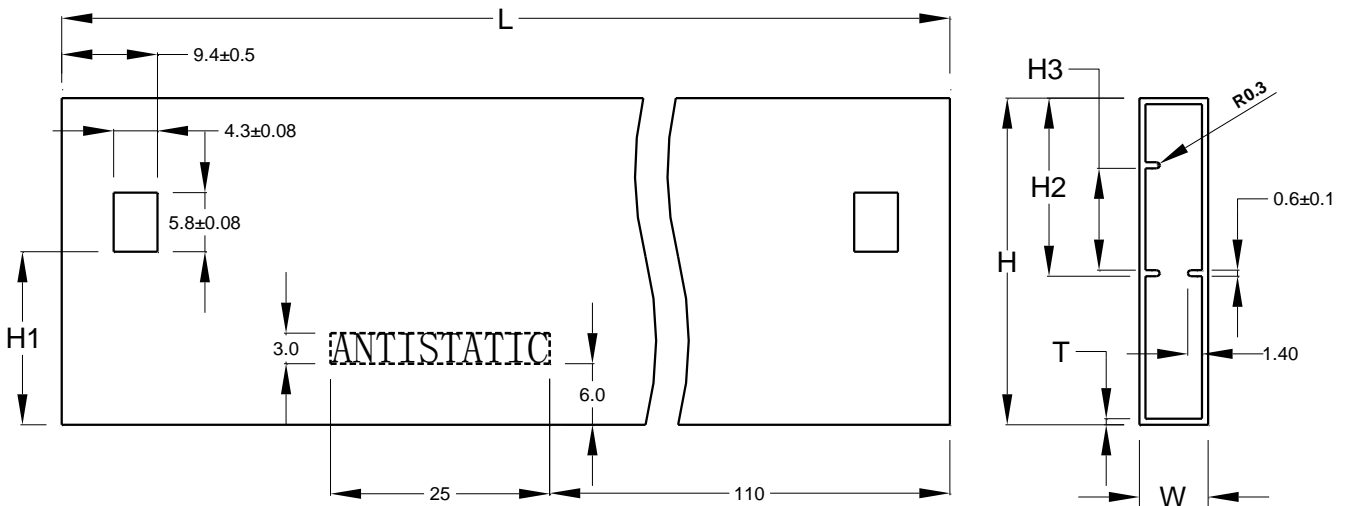
TUBE PACK			
H - Height (mm)	W - Width (mm)	L - Length (mm)	Drawing Reference
33	6.8	529	Fig. 2
32.09	6.75	534	Fig. 3

**Fig. 2**



Dimension	Specification (mm)	Dimension	Specification (mm)
H1	17.00±0.3	W1	5.60±0.3
H2	31.80±0.5	W2	4.60±0.3
H3	17.00±0.3	W3	3.00±0.3
H4	9.20±0.3	T	0.60+0.2/-0.05
L	529.0±1.0		

**Fig. 3**



Dimension	Specification (mm)	Dimension	Specification (mm)
H	32.09±0.10	L	534.0±1.0
H1	17.00±0.3	W	6.75±0.25
H2	17.50±0.5	T	0.60±0.1
H3	10.00±0.5		