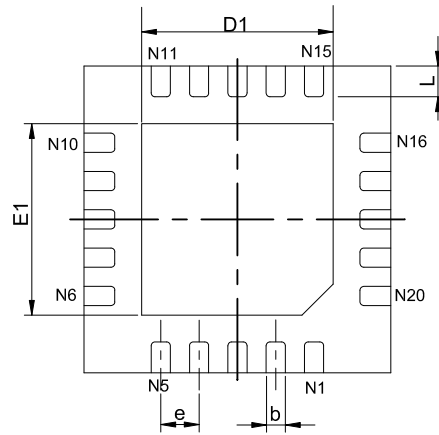
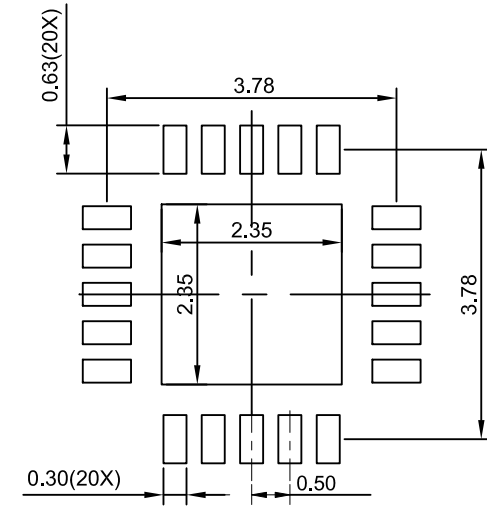


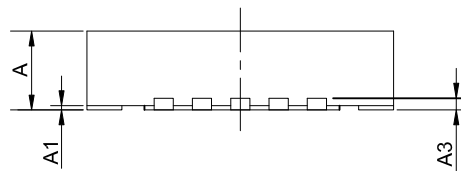
TOP VIEW



BOTTOM VIEW



RECOMMENDED LAND PATTERN(unit:mm)



SIDE VIEW

PKG. DIMENSIONS(MM)			
SYMBOL	Min	NOM	Max
A	0.55	0.60	0.65
A1	0.00	0.02	0.05
A3	0.15 REF		
D	3.95	4.00	4.05
E	3.95	4.00	4.05
D1	2.40	2.50	2.60
E1	2.40	2.50	2.60
b	0.20	0.25	0.30
e	0.50 BSC		
L	0.35	0.40	0.45

**Note:**

1. Comly with JEDEC MO-248K, except 'A3', 'D1' and 'E1'.



DATE: 03/29/17

DESCRIPTION: 20-Pin, UQFN, 4x4

PACKAGE CODE: ZUA (ZUA20)

DOCUMENT CONTROL #: PD-2223

REVISION: --