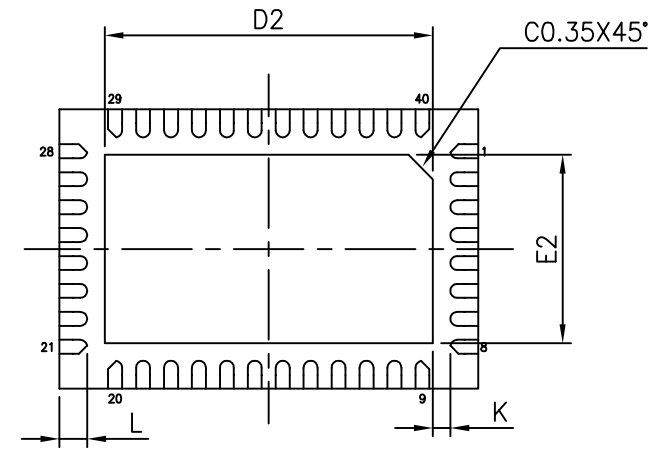
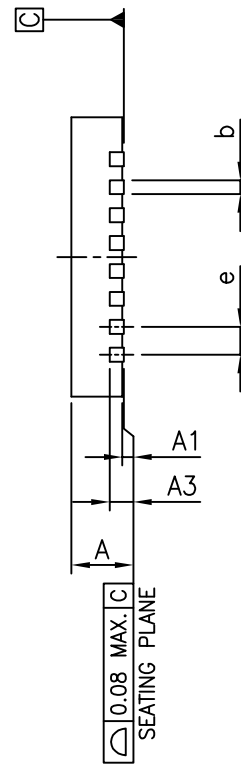
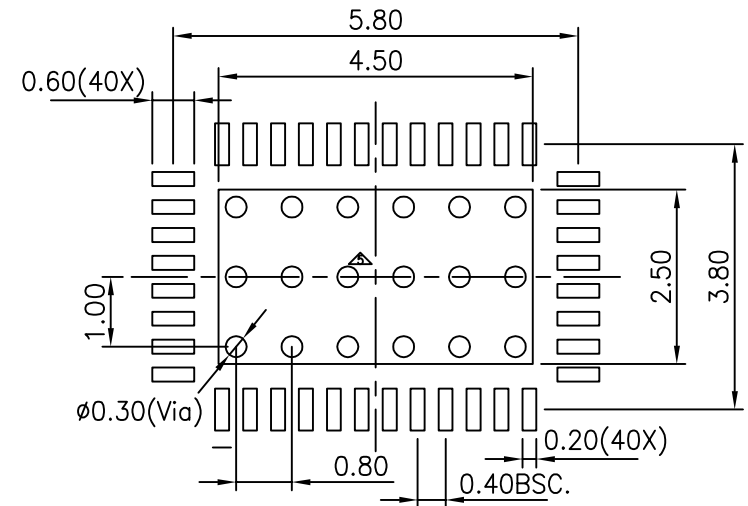


TOP VIEW

SYMBOLS	MIN.	NOM.	MAX.
A	0.70	0.75	0.80
A1	0.00	0.02	0.05
A3	0.203 REF.		
b	0.15	0.20	0.25
D	5.90	6.00	6.10
E	3.90	4.00	4.10
D2	4.65	4.70	4.75
E2	2.65	2.70	2.75
e	0.40 BSC		
L	0.35	0.40	0.45
K	0.20	—	—



BOTTOM VIEW



RECOMMENDED LAND PATTERN

NOTE :

1. ALL DIMENSIONS ARE IN mm. ANGLES IN DEGREES.
2. COPLANARITY APPLIES TO THE EXPOSED THERMAL PAD AS WELL AS THE TERMINALS.
3. REFER JEDEC MO-220
4. RECOMMENDED LAND PATTERN IS FOR REFERENCE ONLY.
5. THERMAL PAD SOLDERING AREA (MESH STENCIL DESIGN IS RECOMMENDED)



DATE: 07/28/16

DESCRIPTION: 40-Contact, Very Thin Quad Flat No-Lead (TQFN)

PACKAGE CODE: ZLB (ZLB40)

DOCUMENT CONTROL #: PD-2211

REVISION: --