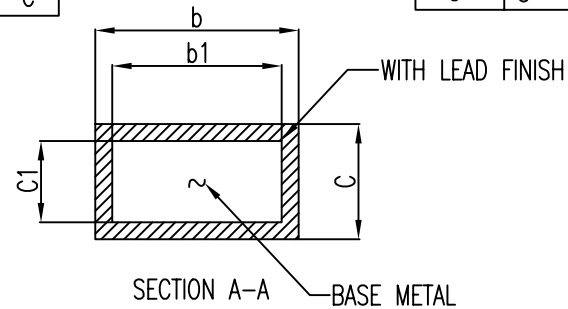
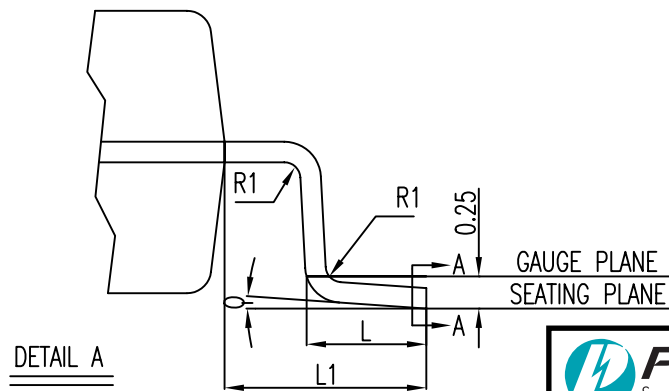
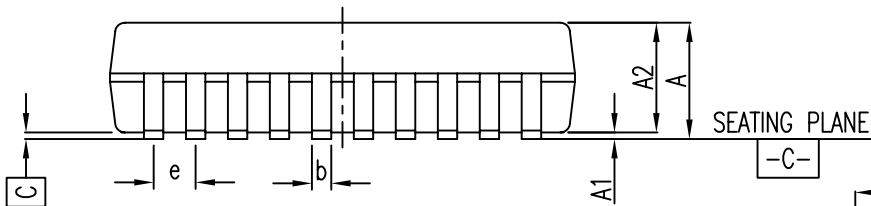


SYMBOL	COMMON DIMENSION MILLIMETERS		
	MIN.	NOM.	MAX.
A	--	--	2.0
A1	0.05	--	--
A2	1.65	1.75	1.85
b	0.22	--	0.38
b1	0.22	0.30	0.33
c	0.09	--	0.25
c1	0.09	0.15	0.21
E	7.40	7.80	8.20
E1	5.00	5.30	5.60
D	6.90	7.20	7.50
e	0.65 BSC		
L	0.55	0.75	0.95
L1	1.25 REF.		
R1	0.09	--	--
θ	0°	4°	8°



NOTE:

1. Controlling dimensions in millimeters
2. Ref.: JEDEC MO-150B/AE
3. Package Outline Exclusive of Mold Flash and Metal Burr



DATE: 10/31/13

DESCRIPTION: 20-Pin, 209-Mil Wide, SSOP

PACKAGE CODE: H20

DOCUMENT CONTROL #: PD-1240

REVISION: F