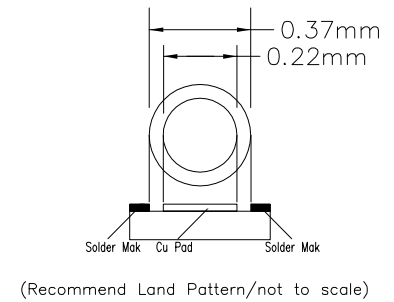
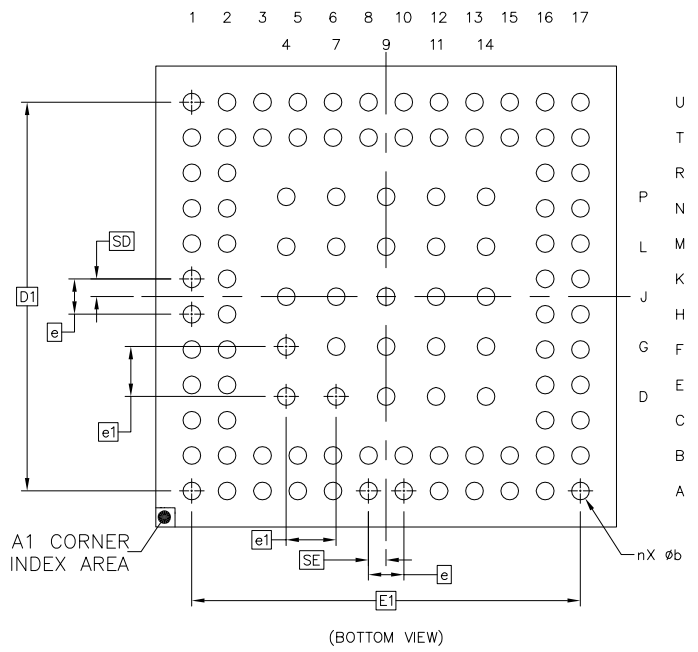




	SYMBOL	COMMON DIMENSIONS		
		MIN.	NOR.	MAX.
TOTAL THICKNESS	A	---	---	1.00
STAND OFF	A1	0.10	---	0.20
SUBSTRATE THICKNESS	A2		0.24	REF
MOLD THICKNESS	A3		0.45	REF
BODY SIZE	D		6.00	BSC
	E		6.00	BSC
BALL DIAMETER			0.22	
BALL WIDTH	b	0.18	---	0.28
BALL PITCH	e		0.46	BSC
	e1		0.65	BSC
BALL COUNT	n		105	
EDGE BALL CENTER TO CENTER	D1		5.06	BSC
	E1		5.06	BSC
BODY CENTER TO CONTACT BALL	SD		0.23	BSC
	SE		0.23	BSC
PACKAGE EDGE TOLERANCE	aaa		0.10	
MOLD FLATNESS	bbb		0.10	
COPLANARITY	ddd		0.08	



NOTE:
1. ALL DIMENSIONS ARE IN mm.

21-0612

 	DATE: 09/07/21
	DESCRIPTION: 105-Ball, FC-VFBGA6060-105
PACKAGE CODE: FCB (FCB105)	
DOCUMENT CONTROL #: PD-2271	REVISION: --