



---

DATE: 5<sup>th</sup> December, 2019

PCN #: 2439

PCN Title: Qualification of "Diodes Technology (Cheng Du) Company Limited" (CAT) as an Additional Assembly & Test Site, Using Gold Bond Wire, and as an Additional Wafer Back Grinding and Back Metal Process Source on Select MOSFET Products

Dear Customer:

This is an announcement of change(s) to products that are currently being offered by Diodes Incorporated.

We request that you acknowledge receipt of this notification within 30 days of the date of this PCN. If you require samples for evaluation purposes, please make a request within 30 days as well. Otherwise, samples may not be built prior to this change. Please refer to the implementation date of this change as it is stated in the attached PCN form. Please contact your local Diodes sales representative to acknowledge receipt of this PCN and for any sample requests.

The changes announced in this PCN will not be implemented earlier than 90 days from the notification date stated in the attached PCN form.

Previously agreed upon customer specific change process requirements or device specific requirements will be addressed separately.

For questions or clarification regarding this PCN, please contact your local Diodes sales representative.

Sincerely,

Diodes Incorporated PCN Team



**PRODUCT CHANGE NOTICE**

**PCN-2439 REV 1**

Notification Date:	Implementation Date:	Product Family:	Change Type:	PCN #:
5 <sup>th</sup> December, 2019	5 <sup>th</sup> March, 2020	Discrete Semiconductors	Additional Assembly & Test Site/ Bond Wire Material /Back Grinding and Back Metal Process Source	<b>2439</b>
<b>TITLE</b>				
Qualification of "Diodes Technology (Cheng Du) Company Limited" (CAT) as an Additional Assembly & Test Site, Using Gold Bond Wire, and as an Additional Wafer Back Grinding and Back Metal Process Source on Select MOSFET Products				
<b>DESCRIPTION OF CHANGE</b>				
<p>This PCN is being issued to notify customers that in order to assure continuity of supply, Diodes has qualified additional Diodes Internal Assembly and Test site (CAT) in Chengdu, China, qualified gold bond wire, and qualified CAT as an additional wafer back grinding and back metal process facility for select MOSFET products listed in different tables below.</p> <p>Full electrical characterization and high reliability testing has been completed on representative part numbers to ensure there is no change to device functionality or electrical specifications in the datasheet. Refer to the attached qualification / reliability report (embedded in this file).</p>				
<b>IMPACT</b>				
Continuity of Supply. No change in datasheet parameters or product performance.				
<b>PRODUCTS AFFECTED</b>				
<p>Table 1 - Affected Part List to add CAT as an additional Assembly &amp; Test Site</p> <p>Table 2 - Affected Part List to add CAT as an additional Assembly &amp; Test Site and an additional wafer back grinding and back metal process facility</p> <p>Table 3 – Affected Part List to add CAT as an additional Assembly &amp; Test Site using gold bond wire and an additional wafer back grinding and back metal process facility</p> <p>Table 4 – Marking Code Format for affected packages</p> <p>Table 5 – Package Outline Dimension (POD) Format for affected packages</p>				
<b>WEB LINKS</b>				
<b>Manufacturer’s Notice:</b>	<a href="https://www.diodes.com/quality/product-change-notices/diodes-product-change-notices/">https://www.diodes.com/quality/product-change-notices/diodes-product-change-notices/</a>			
<b>For More Information Contact:</b>	<a href="http://www.diodes.com/contacts">http://www.diodes.com/contacts</a>			
<b>Data Sheet:</b>	<a href="http://www.diodes.com/products">http://www.diodes.com/products</a>			
<b>DISCLAIMER</b>				
<b>Unless a Diodes Incorporated Sales representative is contacted in writing within 30 days of the posting of this notice, all changes described in this announcement are considered approved.</b>				



<b>Table 1 - Affected Part List to add CAT as an additional Assembly &amp; Test Site</b>					
DMC1015UPD-13	DMG3407SSN-7	DMN2027UPS-13	DMN3070SSN-7	DMPH3010LPS-13	DMTH4011SPD-13
DMC1016UPD-13	DMN1019USN-13	DMN2112SN-7	DMP2012SN-7	DMT6015LPS-13	DMTH4014LPD-13
DMC1018UPD-13	DMN1019USN-7	DMN2114SN-7	DMP2066LSN-7	DMT6016LPS-13	DMTH6010LPD-13
DMG3401LSN-7	DMN2020LSN-7	DMN3033LSN-7	DMP3010LPS-13	DMTH4007SPD-13	DMTH6016LPD-13

<b>Table 2 - Affected Part List to add CAT as an additional Assembly &amp; Test Site and an additional wafer back grinding and back metal process facility</b>					
DMNH10H028SPS-13	DMP34M4SPS-13	DMT3006LPS-13	DMT64M2LPSW-13	DMTH4004LPS-13	DMTH6004SPS-13
DMNH4004SPS-13	DMT10H010LPS-13	DMT4004LPS-13	DMT67M8LPSW-13	DMTH4004SPS-13	DMTH6005LPS-13
DMNH4005SPS-13	DMT10H010SPS-13	DMT6004LPS-13	DMT8012LPS-13	DMTH4005SPS-13	DMTH6006SPS-13
DMNH4011SPS-13	DMT10H4M5LPS-13	DMT6004SPS-13	DMTH10H010LPS-13	DMTH4007LPS-13	DMTH6010LPS-13
DMNH6012SPS-13	DMT12H007LPS-13	DMT6005LPS-13	DMTH10H010SPS-13	DMTH4007SPS-13	DMTH8012LPS-13
DMP2003UPS-13	DMT15H017LPS-13	DMT6010LPS-13	DMTH3004LPS-13	DMTH6004LPS-13	DMTH8012LPSW-13
DMP3007SPS-13	DMT3004LPS-13				

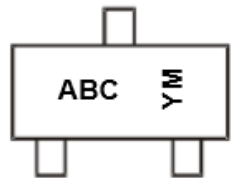
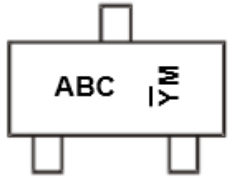
<b>Table 3 - Affected Part List to add CAT as an additional Assembly &amp; Test Site using gold bond wire and an additional wafer back grinding and back metal process facility</b>					
DMN2005UPS-13	DMT10H009LPS-13	DMT32M5LPS-13	DMT6009LPS-13	DMTH10H015LPS-13	DMTH6009SPS-13
DMNH6021SPS-13	DMT10H009SPS-13	DMT34M1LPS-13	DMT8008LPS-13	DMTH4008LPS-13	DMTH6016LPS-13
DMNH6042SPS-13	DMT10H015LPS-13	DMT34M2LPS-13	DMTH10H009LPS-13	DMTH43M8LPS-13	DMTH8008LPS-13
DMP6050SPS-13	DMT2004UPS-13	DMT36M1LPS-13	DMTH10H009SPS-13	DMTH6009LPS-13	DMTH8008SPS-13
DMPH1006UPS-13	DMT31M7LPS-13				

**Table 4 - Marking Code Format**

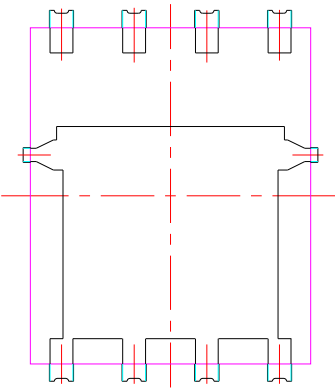
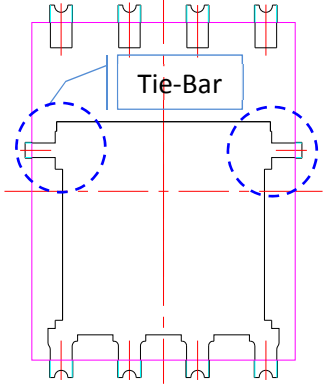
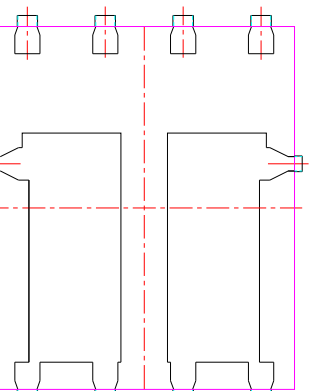
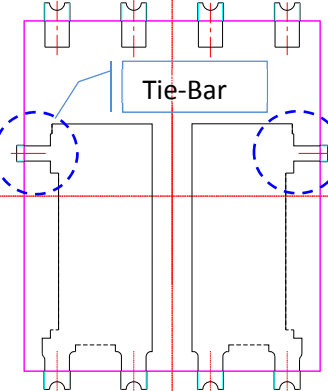
**PowerDI5060-8L**

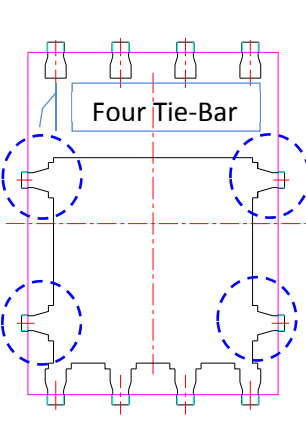
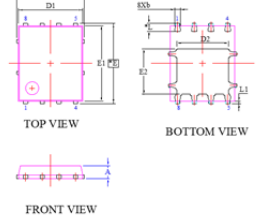
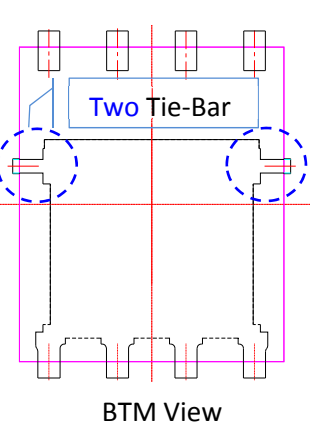
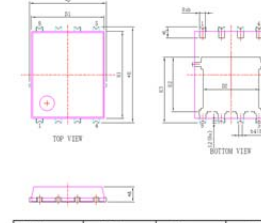
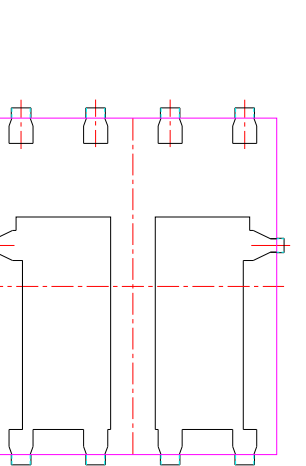
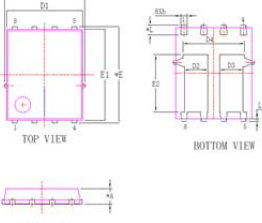
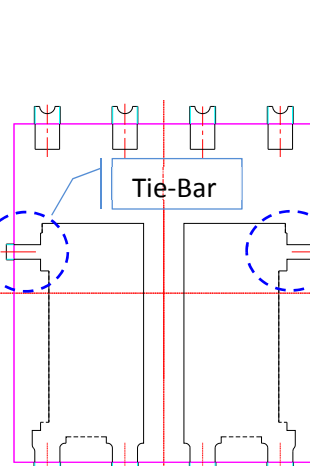
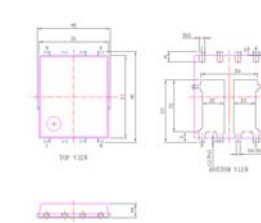
SAT (Current Diodes Internal AT site Shanghai, China)	CAT (Diodes Internal AT Site Chengdu, China) <u>Add bar "-" above Year D/C for CAT site</u>
Marking format example	Marking format example
 <p>DII = Manufacturer's Marking            ABCDEFG = Product Type Marking Code            YYWW = Date Code Marking            YY = Year (ex: 13 = 2013)            WW = Week (01 - 53)</p>	 <p>DII = Manufacturer's Marking            ABCDEFG = Product Type Marking Code  <math>\overline{YY}</math>WW = Date Code Marking  <math>\overline{YY}</math> = Year (ex: 13 = 2013)            WW = Week (01 - 53)</p> <p>Other marking layout also will follow change for site Identifier</p>

**SC-59**

SAT (Current Diodes Internal AT site Shanghai, China)	CAT (Diodes Internal AT Site Chengdu, China) <u>Add bar "-" above Year D/C for CAT site</u>
Marking format example	Marking format example
 <p>N7=Product Type Marking Code            YM=Date Code Marking            Y= Year (ex: A=2013)            M=Month (ex: 9=September)</p>	 <p>N7=Product Type Marking Code            YM&amp;<math>\overline{Y}</math>M=Date Code Marking  <math>\overline{Y}</math>= Year (ex: A=2013)            M=Month (ex: 9=September)</p> <p>Other marking layout also will follow change for site Identifier</p>

**Table 5 - POD Format for PowerDI5060-8L (SC-59 remains the same)**

<b>SAT</b>		<b>CAT</b>																																																																																																																							
<b>SWP-PoweDI5060-8L Q Type (With wettable flank)</b>		<b>SWP-PoweDI5060-8L Q Type (With wettable flank)</b>																																																																																																																							
Base line: SAT existing POD design		Different tie-bar shape																																																																																																																							
 <p align="center">BTM View</p> <table border="1"> <thead> <tr> <th>Dim</th> <th>Min</th> <th>Typ</th> <th>Max</th> </tr> </thead> <tbody> <tr> <td>*A</td> <td>0.975</td> <td>1.00</td> <td>1.025</td> </tr> <tr> <td>b</td> <td>0.36</td> <td>0.41</td> <td>0.46</td> </tr> <tr> <td>b4</td> <td colspan="3">0.25 REF</td> </tr> <tr> <td>*D</td> <td>5.05</td> <td>5.15</td> <td>5.25</td> </tr> <tr> <td>D1</td> <td>4.85</td> <td>4.90</td> <td>4.95</td> </tr> <tr> <td>D2</td> <td>3.66</td> <td>3.76</td> <td>3.86</td> </tr> <tr> <td>*E</td> <td>6.30</td> <td>6.40</td> <td>6.50</td> </tr> <tr> <td>E1</td> <td>5.75</td> <td>5.80</td> <td>5.85</td> </tr> <tr> <td>E2</td> <td>3.56</td> <td>3.66</td> <td>3.76</td> </tr> <tr> <td>*L</td> <td>0.635</td> <td>0.735</td> <td>0.835</td> </tr> <tr> <td>L1</td> <td>0.275</td> <td>0.300</td> <td>0.325</td> </tr> <tr> <td>L2</td> <td colspan="3">0.05 REF</td> </tr> </tbody> </table>	Dim	Min	Typ	Max	*A	0.975	1.00	1.025	b	0.36	0.41	0.46	b4	0.25 REF			*D	5.05	5.15	5.25	D1	4.85	4.90	4.95	D2	3.66	3.76	3.86	*E	6.30	6.40	6.50	E1	5.75	5.80	5.85	E2	3.56	3.66	3.76	*L	0.635	0.735	0.835	L1	0.275	0.300	0.325	L2	0.05 REF			 <p align="center">BTM View</p> <table border="1"> <thead> <tr> <th>Dim</th> <th>Min</th> <th>Typ</th> <th>Max</th> </tr> </thead> <tbody> <tr> <td>*A</td> <td>0.975</td> <td>1.00</td> <td>1.025</td> </tr> <tr> <td>b</td> <td>0.36</td> <td>0.41</td> <td>0.46</td> </tr> <tr> <td>b4</td> <td colspan="3">0.25 REF</td> </tr> <tr> <td>*D</td> <td>5.05</td> <td>5.15</td> <td>5.25</td> </tr> <tr> <td>D1</td> <td>4.85</td> <td>4.90</td> <td>4.95</td> </tr> <tr> <td>D2</td> <td>3.66</td> <td>3.76</td> <td>3.86</td> </tr> <tr> <td>*E</td> <td>6.30</td> <td>6.40</td> <td>6.50</td> </tr> <tr> <td>E1</td> <td>5.75</td> <td>5.80</td> <td>5.85</td> </tr> <tr> <td>E2</td> <td>3.56</td> <td>3.66</td> <td>3.76</td> </tr> <tr> <td>*L</td> <td>0.635</td> <td>0.735</td> <td>0.835</td> </tr> <tr> <td>L1</td> <td>0.275</td> <td>0.300</td> <td>0.325</td> </tr> <tr> <td>L2</td> <td colspan="3">0.05 REF</td> </tr> </tbody> </table>	Dim	Min	Typ	Max	*A	0.975	1.00	1.025	b	0.36	0.41	0.46	b4	0.25 REF			*D	5.05	5.15	5.25	D1	4.85	4.90	4.95	D2	3.66	3.76	3.86	*E	6.30	6.40	6.50	E1	5.75	5.80	5.85	E2	3.56	3.66	3.76	*L	0.635	0.735	0.835	L1	0.275	0.300	0.325	L2	0.05 REF																		
Dim	Min	Typ	Max																																																																																																																						
*A	0.975	1.00	1.025																																																																																																																						
b	0.36	0.41	0.46																																																																																																																						
b4	0.25 REF																																																																																																																								
*D	5.05	5.15	5.25																																																																																																																						
D1	4.85	4.90	4.95																																																																																																																						
D2	3.66	3.76	3.86																																																																																																																						
*E	6.30	6.40	6.50																																																																																																																						
E1	5.75	5.80	5.85																																																																																																																						
E2	3.56	3.66	3.76																																																																																																																						
*L	0.635	0.735	0.835																																																																																																																						
L1	0.275	0.300	0.325																																																																																																																						
L2	0.05 REF																																																																																																																								
Dim	Min	Typ	Max																																																																																																																						
*A	0.975	1.00	1.025																																																																																																																						
b	0.36	0.41	0.46																																																																																																																						
b4	0.25 REF																																																																																																																								
*D	5.05	5.15	5.25																																																																																																																						
D1	4.85	4.90	4.95																																																																																																																						
D2	3.66	3.76	3.86																																																																																																																						
*E	6.30	6.40	6.50																																																																																																																						
E1	5.75	5.80	5.85																																																																																																																						
E2	3.56	3.66	3.76																																																																																																																						
*L	0.635	0.735	0.835																																																																																																																						
L1	0.275	0.300	0.325																																																																																																																						
L2	0.05 REF																																																																																																																								
<b>SWP-PoweDI5060-8L R Type (With wettable flank)</b>		<b>SWP-PoweDI5060-8L R Type (With wettable flank)</b>																																																																																																																							
Base line: SAT existing POD design		Different tie-bar shape																																																																																																																							
 <p align="center">BTM View</p> <table border="1"> <thead> <tr> <th>Dim</th> <th>Min</th> <th>Typ</th> <th>Max</th> </tr> </thead> <tbody> <tr> <td>*A</td> <td>0.975</td> <td>1.00</td> <td>1.025</td> </tr> <tr> <td>b</td> <td>0.36</td> <td>0.41</td> <td>0.46</td> </tr> <tr> <td>b4</td> <td colspan="3">0.25 REF</td> </tr> <tr> <td>*D</td> <td>5.05</td> <td>5.15</td> <td>5.25</td> </tr> <tr> <td>D1</td> <td>4.80</td> <td>4.90</td> <td>5.00</td> </tr> <tr> <td>D2</td> <td>1.40</td> <td>1.50</td> <td>1.60</td> </tr> <tr> <td>D3</td> <td>1.40</td> <td>1.50</td> <td>1.60</td> </tr> <tr> <td>D4</td> <td>3.88</td> <td>3.98</td> <td>4.08</td> </tr> <tr> <td>*E</td> <td>6.30</td> <td>6.40</td> <td>6.50</td> </tr> <tr> <td>E1</td> <td>5.75</td> <td>5.80</td> <td>5.85</td> </tr> <tr> <td>E2</td> <td>3.56</td> <td>3.66</td> <td>3.76</td> </tr> <tr> <td>*L</td> <td>0.635</td> <td>0.735</td> <td>0.835</td> </tr> <tr> <td>L1</td> <td>0.275</td> <td>0.300</td> <td>0.325</td> </tr> <tr> <td>L2</td> <td colspan="3">0.05 REF</td> </tr> </tbody> </table>	Dim	Min	Typ	Max	*A	0.975	1.00	1.025	b	0.36	0.41	0.46	b4	0.25 REF			*D	5.05	5.15	5.25	D1	4.80	4.90	5.00	D2	1.40	1.50	1.60	D3	1.40	1.50	1.60	D4	3.88	3.98	4.08	*E	6.30	6.40	6.50	E1	5.75	5.80	5.85	E2	3.56	3.66	3.76	*L	0.635	0.735	0.835	L1	0.275	0.300	0.325	L2	0.05 REF			 <p align="center">BTM View</p> <table border="1"> <thead> <tr> <th>Dim</th> <th>Min</th> <th>Typ</th> <th>Max</th> </tr> </thead> <tbody> <tr> <td>*A</td> <td>0.975</td> <td>1.00</td> <td>1.025</td> </tr> <tr> <td>b</td> <td>0.36</td> <td>0.41</td> <td>0.46</td> </tr> <tr> <td>b4</td> <td colspan="3">0.25 REF</td> </tr> <tr> <td>*D</td> <td>5.05</td> <td>5.15</td> <td>5.25</td> </tr> <tr> <td>D1</td> <td>4.80</td> <td>4.90</td> <td>5.00</td> </tr> <tr> <td>D2</td> <td>1.40</td> <td>1.50</td> <td>1.60</td> </tr> <tr> <td>D3</td> <td>1.40</td> <td>1.50</td> <td>1.60</td> </tr> <tr> <td>D4</td> <td>3.88</td> <td>3.98</td> <td>4.08</td> </tr> <tr> <td>*E</td> <td>6.30</td> <td>6.40</td> <td>6.50</td> </tr> <tr> <td>E1</td> <td>5.75</td> <td>5.80</td> <td>5.85</td> </tr> <tr> <td>E2</td> <td>3.56</td> <td>3.66</td> <td>3.76</td> </tr> <tr> <td>*L</td> <td>0.635</td> <td>0.735</td> <td>0.835</td> </tr> <tr> <td>L1</td> <td>0.275</td> <td>0.300</td> <td>0.325</td> </tr> <tr> <td>L2</td> <td colspan="3">0.05 REF</td> </tr> </tbody> </table>	Dim	Min	Typ	Max	*A	0.975	1.00	1.025	b	0.36	0.41	0.46	b4	0.25 REF			*D	5.05	5.15	5.25	D1	4.80	4.90	5.00	D2	1.40	1.50	1.60	D3	1.40	1.50	1.60	D4	3.88	3.98	4.08	*E	6.30	6.40	6.50	E1	5.75	5.80	5.85	E2	3.56	3.66	3.76	*L	0.635	0.735	0.835	L1	0.275	0.300	0.325	L2	0.05 REF		
Dim	Min	Typ	Max																																																																																																																						
*A	0.975	1.00	1.025																																																																																																																						
b	0.36	0.41	0.46																																																																																																																						
b4	0.25 REF																																																																																																																								
*D	5.05	5.15	5.25																																																																																																																						
D1	4.80	4.90	5.00																																																																																																																						
D2	1.40	1.50	1.60																																																																																																																						
D3	1.40	1.50	1.60																																																																																																																						
D4	3.88	3.98	4.08																																																																																																																						
*E	6.30	6.40	6.50																																																																																																																						
E1	5.75	5.80	5.85																																																																																																																						
E2	3.56	3.66	3.76																																																																																																																						
*L	0.635	0.735	0.835																																																																																																																						
L1	0.275	0.300	0.325																																																																																																																						
L2	0.05 REF																																																																																																																								
Dim	Min	Typ	Max																																																																																																																						
*A	0.975	1.00	1.025																																																																																																																						
b	0.36	0.41	0.46																																																																																																																						
b4	0.25 REF																																																																																																																								
*D	5.05	5.15	5.25																																																																																																																						
D1	4.80	4.90	5.00																																																																																																																						
D2	1.40	1.50	1.60																																																																																																																						
D3	1.40	1.50	1.60																																																																																																																						
D4	3.88	3.98	4.08																																																																																																																						
*E	6.30	6.40	6.50																																																																																																																						
E1	5.75	5.80	5.85																																																																																																																						
E2	3.56	3.66	3.76																																																																																																																						
*L	0.635	0.735	0.835																																																																																																																						
L1	0.275	0.300	0.325																																																																																																																						
L2	0.05 REF																																																																																																																								

<p align="center"><b>PowerDI5060-8L Type (Without wettable flank)</b></p>	<p align="center"><b>SWP-PoweDI5060-8L Q Type (With wettable flank)</b></p>																																																																																																																
<p align="center">Base line: SAT exist POD design</p>	<p align="center">- Four tie-bar to two tie-bar</p>																																																																																																																
<div style="display: flex; justify-content: space-between;"> <div style="width: 45%;">  <p align="center"><b>Four Tie-Bar</b></p> </div> <div style="width: 45%;">  <p align="center">TOP VIEW BOTTOM VIEW FRONT VIEW</p> <table border="1" data-bbox="576 640 852 945"> <thead> <tr> <th>Dim</th> <th>Min</th> <th>Typ</th> <th>Max</th> </tr> </thead> <tbody> <tr> <td>*A</td> <td>0.975</td> <td>1.00</td> <td>1.025</td> </tr> <tr> <td>b</td> <td>0.36</td> <td>0.41</td> <td>0.46</td> </tr> <tr> <td>*D</td> <td>5.05</td> <td>5.15</td> <td>5.25</td> </tr> <tr> <td>D1</td> <td>4.85</td> <td>4.90</td> <td>4.95</td> </tr> <tr> <td>D2</td> <td></td> <td>3.98 TYP</td> <td></td> </tr> <tr> <td>*E</td> <td>6.05</td> <td>6.15</td> <td>6.25</td> </tr> <tr> <td>E1</td> <td>5.75</td> <td>5.80</td> <td>5.85</td> </tr> <tr> <td>E2</td> <td>3.56</td> <td>3.66</td> <td>3.725</td> </tr> <tr> <td>*L</td> <td>0.51</td> <td>0.61</td> <td>0.71</td> </tr> <tr> <td>L1</td> <td>0.10</td> <td>0.175</td> <td>0.20</td> </tr> </tbody> </table> <p align="center"><b>BTM View</b></p> </div> </div>	Dim	Min	Typ	Max	*A	0.975	1.00	1.025	b	0.36	0.41	0.46	*D	5.05	5.15	5.25	D1	4.85	4.90	4.95	D2		3.98 TYP		*E	6.05	6.15	6.25	E1	5.75	5.80	5.85	E2	3.56	3.66	3.725	*L	0.51	0.61	0.71	L1	0.10	0.175	0.20	<div style="display: flex; justify-content: space-between;"> <div style="width: 45%;">  <p align="center"><b>Two Tie-Bar</b></p> </div> <div style="width: 45%;">  <p align="center">TOP VIEW BOTTOM VIEW FRONT VIEW</p> <table border="1" data-bbox="1226 640 1502 945"> <thead> <tr> <th>Dim</th> <th>Min</th> <th>Typ</th> <th>Max</th> </tr> </thead> <tbody> <tr> <td>*A</td> <td>0.975</td> <td>1.00</td> <td>1.025</td> </tr> <tr> <td>b</td> <td>0.36</td> <td>0.41</td> <td>0.46</td> </tr> <tr> <td>b4</td> <td></td> <td>0.25 REF</td> <td></td> </tr> <tr> <td>*D</td> <td>5.05</td> <td>5.15</td> <td>5.25</td> </tr> <tr> <td>D1</td> <td>4.85</td> <td>4.90</td> <td>4.95</td> </tr> <tr> <td>D2</td> <td>3.66</td> <td>3.76</td> <td>3.86</td> </tr> <tr> <td>*E</td> <td>6.30</td> <td>6.40</td> <td>6.50</td> </tr> <tr> <td>E1</td> <td>5.75</td> <td>5.80</td> <td>5.85</td> </tr> <tr> <td>E2</td> <td>3.56</td> <td>3.66</td> <td>3.76</td> </tr> <tr> <td>*L</td> <td>0.635</td> <td>0.735</td> <td>0.835</td> </tr> <tr> <td>L1</td> <td>0.275</td> <td>0.300</td> <td>0.325</td> </tr> <tr> <td>L2</td> <td></td> <td>0.05 REF</td> <td></td> </tr> </tbody> </table> <p align="center"><b>BTM View</b></p> </div> </div>	Dim	Min	Typ	Max	*A	0.975	1.00	1.025	b	0.36	0.41	0.46	b4		0.25 REF		*D	5.05	5.15	5.25	D1	4.85	4.90	4.95	D2	3.66	3.76	3.86	*E	6.30	6.40	6.50	E1	5.75	5.80	5.85	E2	3.56	3.66	3.76	*L	0.635	0.735	0.835	L1	0.275	0.300	0.325	L2		0.05 REF																	
Dim	Min	Typ	Max																																																																																																														
*A	0.975	1.00	1.025																																																																																																														
b	0.36	0.41	0.46																																																																																																														
*D	5.05	5.15	5.25																																																																																																														
D1	4.85	4.90	4.95																																																																																																														
D2		3.98 TYP																																																																																																															
*E	6.05	6.15	6.25																																																																																																														
E1	5.75	5.80	5.85																																																																																																														
E2	3.56	3.66	3.725																																																																																																														
*L	0.51	0.61	0.71																																																																																																														
L1	0.10	0.175	0.20																																																																																																														
Dim	Min	Typ	Max																																																																																																														
*A	0.975	1.00	1.025																																																																																																														
b	0.36	0.41	0.46																																																																																																														
b4		0.25 REF																																																																																																															
*D	5.05	5.15	5.25																																																																																																														
D1	4.85	4.90	4.95																																																																																																														
D2	3.66	3.76	3.86																																																																																																														
*E	6.30	6.40	6.50																																																																																																														
E1	5.75	5.80	5.85																																																																																																														
E2	3.56	3.66	3.76																																																																																																														
*L	0.635	0.735	0.835																																																																																																														
L1	0.275	0.300	0.325																																																																																																														
L2		0.05 REF																																																																																																															
<p align="center"><b>PowerDI5060-8L E Type (Without wettable flank)</b></p>	<p align="center"><b>SWP-PoweDI5060-8L R Type (With wettable flank)</b></p>																																																																																																																
<p align="center">Base line: SAT exist POD design</p>	<p align="center">Different tie-bar shape</p>																																																																																																																
<div style="display: flex; justify-content: space-between;"> <div style="width: 45%;">  <p align="center"><b>BTM View</b></p> </div> <div style="width: 45%;">  <p align="center">TOP VIEW BOTTOM VIEW FRONT VIEW</p> <table border="1" data-bbox="576 1354 852 1711"> <thead> <tr> <th>Dim</th> <th>Min</th> <th>Typ</th> <th>Max</th> </tr> </thead> <tbody> <tr> <td>*A</td> <td>0.975</td> <td>1.00</td> <td>1.025</td> </tr> <tr> <td>b</td> <td>0.36</td> <td>0.41</td> <td>0.46</td> </tr> <tr> <td>*D</td> <td>5.05</td> <td>5.15</td> <td>5.25</td> </tr> <tr> <td>D1</td> <td>4.85</td> <td>4.90</td> <td>4.95</td> </tr> <tr> <td>D2</td> <td>1.40</td> <td>1.50</td> <td>1.60</td> </tr> <tr> <td>D3</td> <td>1.40</td> <td>1.50</td> <td>1.60</td> </tr> <tr> <td>D4</td> <td></td> <td>3.98 TYP</td> <td></td> </tr> <tr> <td>*E</td> <td>6.05</td> <td>6.15</td> <td>6.25</td> </tr> <tr> <td>E1</td> <td>5.75</td> <td>5.80</td> <td>5.85</td> </tr> <tr> <td>E2</td> <td>3.56</td> <td>3.66</td> <td>3.76</td> </tr> <tr> <td>*L</td> <td>0.51</td> <td>0.61</td> <td>0.71</td> </tr> <tr> <td>L1</td> <td>0.10</td> <td>0.175</td> <td>0.20</td> </tr> </tbody> </table> </div> </div>	Dim	Min	Typ	Max	*A	0.975	1.00	1.025	b	0.36	0.41	0.46	*D	5.05	5.15	5.25	D1	4.85	4.90	4.95	D2	1.40	1.50	1.60	D3	1.40	1.50	1.60	D4		3.98 TYP		*E	6.05	6.15	6.25	E1	5.75	5.80	5.85	E2	3.56	3.66	3.76	*L	0.51	0.61	0.71	L1	0.10	0.175	0.20	<div style="display: flex; justify-content: space-between;"> <div style="width: 45%;">  <p align="center"><b>Tie-Bar</b> <b>BTM View</b></p> </div> <div style="width: 45%;">  <p align="center">TOP VIEW BOTTOM VIEW FRONT VIEW</p> <table border="1" data-bbox="1226 1354 1502 1711"> <thead> <tr> <th>Dim</th> <th>Min</th> <th>Typ</th> <th>Max</th> </tr> </thead> <tbody> <tr> <td>*A</td> <td>0.975</td> <td>1.00</td> <td>1.025</td> </tr> <tr> <td>b</td> <td>0.36</td> <td>0.41</td> <td>0.46</td> </tr> <tr> <td>b4</td> <td></td> <td>0.25 REF</td> <td></td> </tr> <tr> <td>*D</td> <td>5.05</td> <td>5.15</td> <td>5.25</td> </tr> <tr> <td>D1</td> <td>4.80</td> <td>4.90</td> <td>5.00</td> </tr> <tr> <td>D2</td> <td>1.40</td> <td>1.50</td> <td>1.60</td> </tr> <tr> <td>D3</td> <td>1.40</td> <td>1.50</td> <td>1.60</td> </tr> <tr> <td>D4</td> <td>3.88</td> <td>3.98</td> <td>4.08</td> </tr> <tr> <td>*E</td> <td>6.30</td> <td>6.40</td> <td>6.50</td> </tr> <tr> <td>E1</td> <td>5.75</td> <td>5.80</td> <td>5.85</td> </tr> <tr> <td>E2</td> <td>3.56</td> <td>3.66</td> <td>3.76</td> </tr> <tr> <td>*L</td> <td>0.635</td> <td>0.735</td> <td>0.835</td> </tr> <tr> <td>L1</td> <td>0.275</td> <td>0.300</td> <td>0.325</td> </tr> <tr> <td>L2</td> <td></td> <td>0.05 REF</td> <td></td> </tr> </tbody> </table> </div> </div>	Dim	Min	Typ	Max	*A	0.975	1.00	1.025	b	0.36	0.41	0.46	b4		0.25 REF		*D	5.05	5.15	5.25	D1	4.80	4.90	5.00	D2	1.40	1.50	1.60	D3	1.40	1.50	1.60	D4	3.88	3.98	4.08	*E	6.30	6.40	6.50	E1	5.75	5.80	5.85	E2	3.56	3.66	3.76	*L	0.635	0.735	0.835	L1	0.275	0.300	0.325	L2		0.05 REF	
Dim	Min	Typ	Max																																																																																																														
*A	0.975	1.00	1.025																																																																																																														
b	0.36	0.41	0.46																																																																																																														
*D	5.05	5.15	5.25																																																																																																														
D1	4.85	4.90	4.95																																																																																																														
D2	1.40	1.50	1.60																																																																																																														
D3	1.40	1.50	1.60																																																																																																														
D4		3.98 TYP																																																																																																															
*E	6.05	6.15	6.25																																																																																																														
E1	5.75	5.80	5.85																																																																																																														
E2	3.56	3.66	3.76																																																																																																														
*L	0.51	0.61	0.71																																																																																																														
L1	0.10	0.175	0.20																																																																																																														
Dim	Min	Typ	Max																																																																																																														
*A	0.975	1.00	1.025																																																																																																														
b	0.36	0.41	0.46																																																																																																														
b4		0.25 REF																																																																																																															
*D	5.05	5.15	5.25																																																																																																														
D1	4.80	4.90	5.00																																																																																																														
D2	1.40	1.50	1.60																																																																																																														
D3	1.40	1.50	1.60																																																																																																														
D4	3.88	3.98	4.08																																																																																																														
*E	6.30	6.40	6.50																																																																																																														
E1	5.75	5.80	5.85																																																																																																														
E2	3.56	3.66	3.76																																																																																																														
*L	0.635	0.735	0.835																																																																																																														
L1	0.275	0.300	0.325																																																																																																														
L2		0.05 REF																																																																																																															