

SOT23 SCHOTTKY BARRIER DIODES

ZC2800E
ZC2811E
ZC5800E

ISSUE 2 – MARCH 1995

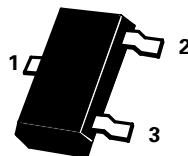


DIODE PIN CONNECTION



PARTMARKING DETAIL

ZC2800E – E6
ZC2811E – E8
ZC5800E – E9



SOT23

ABSOLUTE MAXIMUM RATINGS.

PARAMETER	SYMBOL	VALUE	UNIT
Power Dissipation at $T_{amb} = 25^{\circ}\text{C}$	P_{tot}	330	mW
Operating and Storage Temperature Range	$T_j:T_{stg}$	-55 to +150	$^{\circ}\text{C}$

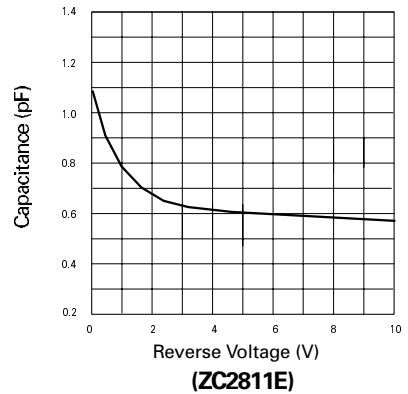
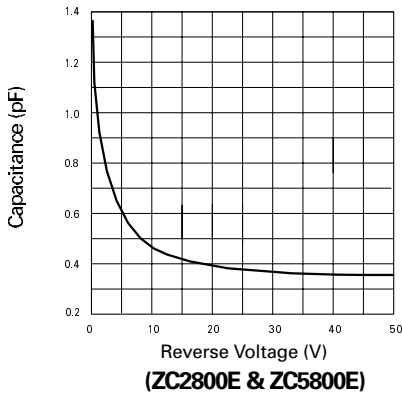
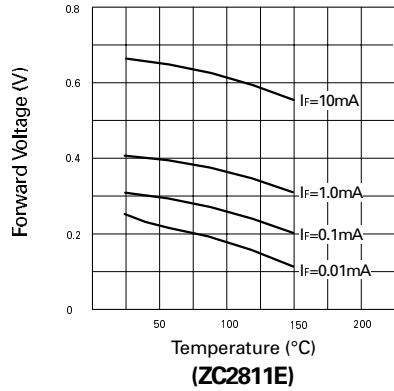
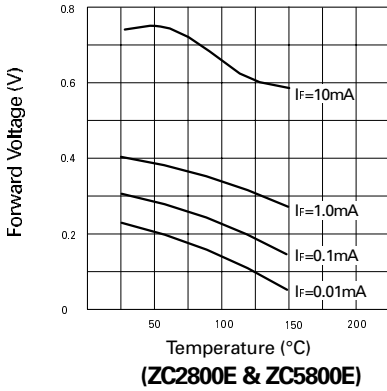
ELECTRICAL CHARACTERISTICS (at $T_{amb} = 25^{\circ}\text{C}$).

PARAMETER	TYPE	SYMBOL	MIN.	TYP.	MAX.	UNIT	CONDITIONS.
Breakdown Voltage	ZC2800E	V_{BR}	70			V	$I_R=10\mu\text{A}$
	ZC2811E		15			V	
	ZC5800E		50			V	
Reverse Leakage Current	ZC2800E	I_R			200	nA	$V_R=50\text{V}$ $V_R=10\text{V}$ $V_R=35\text{V}$
	ZC2811E				100	nA	
	ZC5800E				200	nA	
Forward Voltage	ZC2800E	V_F			410	mV	$I_F=1\text{mA}$
	ZC2811E				410	mV	
	ZC5800E				410	mV	
Forward Current	ZC2800E	I_F	15			mA	$V_F=1\text{V}$
	ZC2811E		20			mA	
	ZC5800E		15			mA	
Capacitance	ZC2800E	C_T			2.0	pF	$V_R=0\text{ V}$, $f=1\text{MHz}$
	ZC2811E				1.2	pF	
	ZC5800E				2.0	pF	
Effective Minority Lifetime (1)	ZC2800E	τ			100	ps	$f=54\text{ MHz}$ $I_{pk}\leq 20\text{mA}$
	ZC2811E				100	ps	
	ZC5800E				100	ps	

(1) Sample Test.

ZC2800E
ZC2811E
ZC5800E

TYPICAL CHARACTERISTICS



ZC2800E
ZC2811E
ZC5800E

TYPICAL CHARACTERISTICS

