

Product Summary

V _{RRM} (V)	I _o (A)	V _F (MAX) (V) @ +25°C	I _R (Typ) (μA) @ +25°C
650	8	1.5	1.5

Features and Benefits

- Low Conduction and Switching Loss
- High Temperature Application
- Positive Temperature Coefficient on V_F
- Fast Reverse Recovery
- High Surge Current Capability
- **Lead-Free Finish; RoHS Compliant (Notes 1 & 2)**
- **Halogen and Antimony Free. "Green" Device (Note 3)**
- **For automotive applications requiring specific change control (i.e. parts qualified to AEC-Q100/101/104/200, PPAP capable, and manufactured in IATF 16949 certified facilities), please [contact us](mailto:contact@diodes.com) or your local Diodes representative. <https://www.diodes.com/quality/product-definitions/>**

Description and Applications

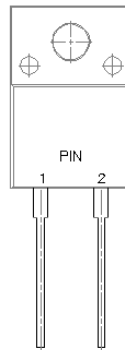
Packaged in the robust industry-standard ITO220AC (Type WX-NC) package, the DIODES™ DSC08A065FP provides excellent reverse leakage stability at high temperatures. It is ideal for use as a rectifier, freewheel diode, or blocking diode in:

- Power factor correction
- Industrial motor drivers
- Power inverters
- SMPS
- UPS

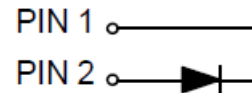
Mechanical Data

- Package: ITO220AC
- Package Material: Molded Plastic, "Green" Molding Compound. UL Flammability Classification Rating 94V-0
- Terminals: Matte Tin Finish Annealed over Copper Leadframe. Solderable per MIL-STD-202, Method 208 **Ⓔ3**
- Weight: 1.497 grams (Approximate)

ITO220AC (Type WX-NC)



Top View
Pin-Out

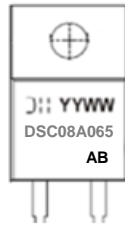


Ordering Information (Note 4)

Part Number	Package	Packing	
		Qty.	Carrier
DSC08A065FP	ITO220AC (Type WX-NC)	50 Pieces	Tube

- Notes:
1. EU Directive 2002/95/EC (RoHS), 2011/65/EU (RoHS 2) & 2015/863/EU (RoHS 3) compliant. All applicable RoHS exemptions applied.
 2. See <https://www.diodes.com/quality/lead-free/> for more information about Diodes Incorporated's definitions of Halogen- and Antimony-free, "Green" and Lead-free.
 3. Halogen- and Antimony-free "Green" products are defined as those which contain <900ppm bromine, <900ppm chlorine (<1500ppm total Br + Cl) and <1000ppm antimony compounds.
 4. For packaging details, go to our website at <https://www.diodes.com/design/support/packaging/diodes-packaging/>.

Marking Information



J:: = Manufacturer's Marking
 DSC08A065 = Product Type Marking Code
 YYWW = Date Code Marking
 YY = Last Two Digits of Year (ex: 22 = 2022)
 WW = Week (01 to 53)
 AB = Fab and Assembly Code

Maximum Ratings (@ $T_C = +25^\circ\text{C}$, unless otherwise specified.)

Characteristic	Symbol	Value	Unit
Peak Repetitive Reverse Voltage DC Blocking Voltage	V_{RRM} V_{DC}	650	V
Average Rectified Output Current	I_O	8	A
Non-Repetitive Peak Forward Surge Current 10ms Half-Sine Wave Form	I_{FSM}	47	A

Thermal Characteristics

Characteristic	Symbol	Value	Unit
Typical Thermal Resistance, Junction to Case (Notes 5, 6, 7)	$R_{\theta JC}$	5	$^\circ\text{C}/\text{W}$
Typical Thermal Resistance, Junction to Lead (Notes 5, 6, 7)	$R_{\theta JL}$	6	$^\circ\text{C}/\text{W}$
Operating and Storage Temperature Range	T_J, T_{STG}	-55 to +175	$^\circ\text{C}$

Notes: 5. Thermal resistance test performed in accordance with JESD-51.
 6. The unit mounted on Aluminum fin heatsink 170mm x 170mm x 44.5mm in free air condition.
 7. Device mounted on 1inch² copper pad, 2oz. The heat generated must be less than the thermal conductivity from junction to case: $dP_D/dT_J < 1/R_{\theta JC}$ or junction to ambient: $dP_D/dT_J < 1/R_{\theta JA}$.

Electrical Characteristics (@ $T_C = +25^\circ\text{C}$, unless otherwise specified.)

Characteristic	Symbol	Min	Typ	Max	Unit	Test Condition
Reverse Voltage	V_{BR}	650	—	—	V	$I_R = 0.10\text{mA}$
Forward Voltage Drop	V_F	—	1.36 1.67	1.5 2.25	V	$I_F = 8\text{A}, T_J = +25^\circ\text{C}$ $I_F = 8\text{A}, T_J = +175^\circ\text{C}$
Leakage Current	I_R	—	1.5 160	230 —	μA	$V_R = 650\text{V}, T_J = +25^\circ\text{C}$ $V_R = 650\text{V}, T_J = +175^\circ\text{C}$
Total Capacitive Charge	Q_C	—	19	—	nC	$I_F = 8\text{A}, dI/dt = 200\text{A}/\mu\text{s},$ $V_R = 400\text{V}, T_J = +25^\circ\text{C}$
Total Capacitance	C_T	—	370 290 72	— — —	pF	$V_R = 0.1\text{V}, T_J = +25^\circ\text{C}, f = 1\text{MHz}$ $V_R = 1\text{V}, T_J = +25^\circ\text{C}, f = 1\text{MHz}$ $V_R = 40\text{V}, T_J = +25^\circ\text{C}, f = 1\text{MHz}$

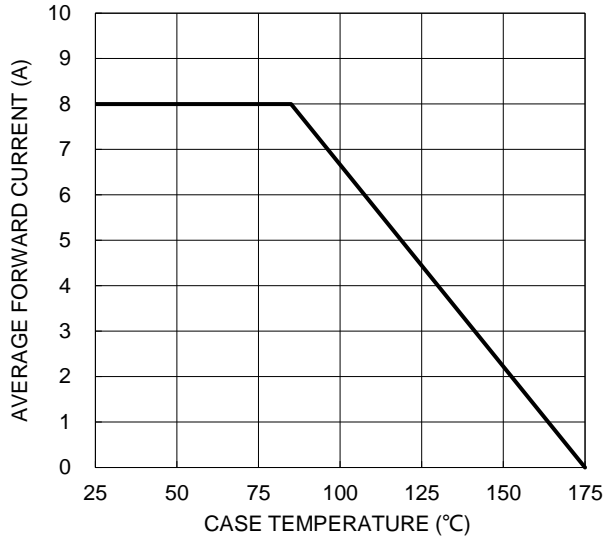


Figure 1. Forward Current Derating Curve

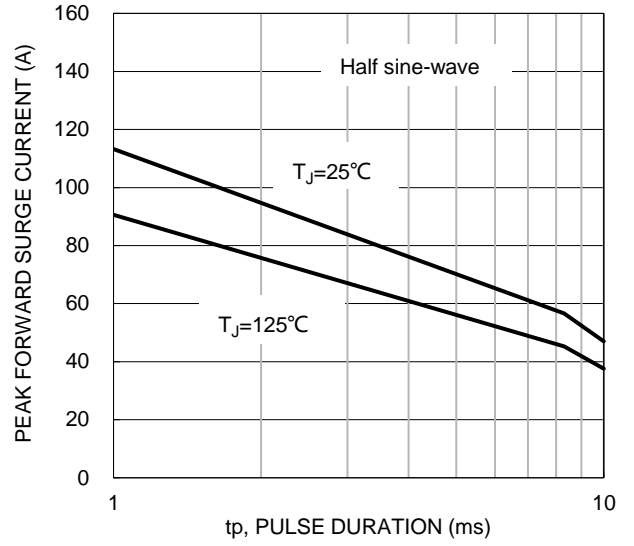


Figure 2. Non-Repetitive Peak Surge Forward Current

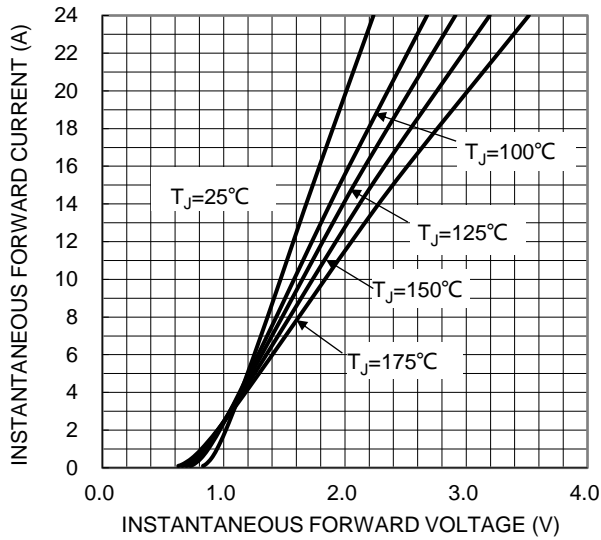


Figure 3. Typical Forward Characteristics

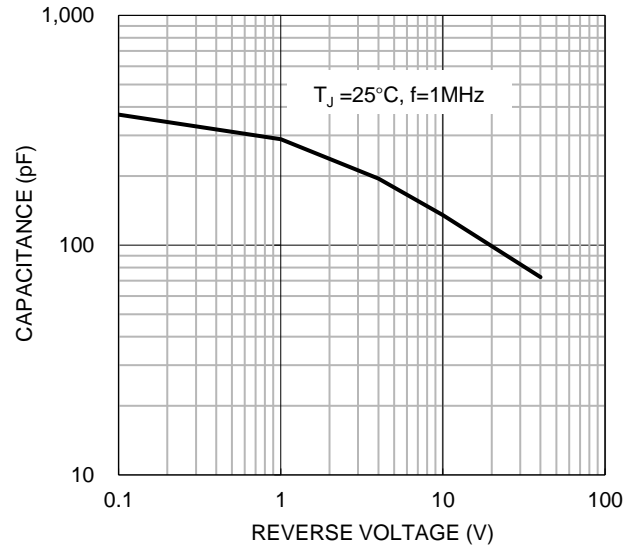


Figure 4. Typical Junction Capacitance

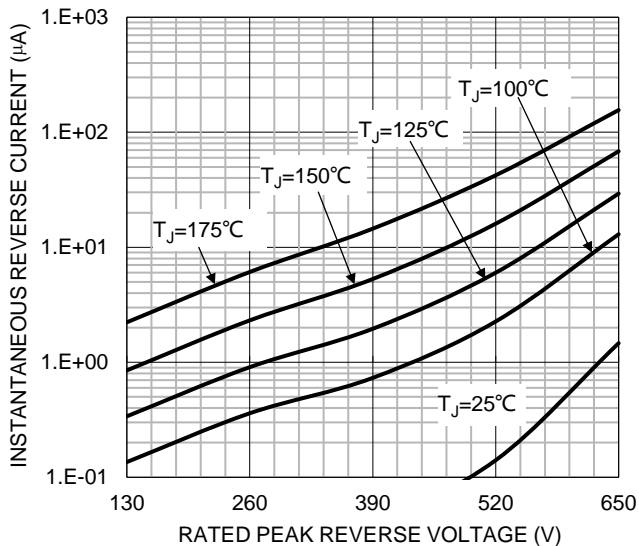


Figure 5. Typical Reverse Characteristics

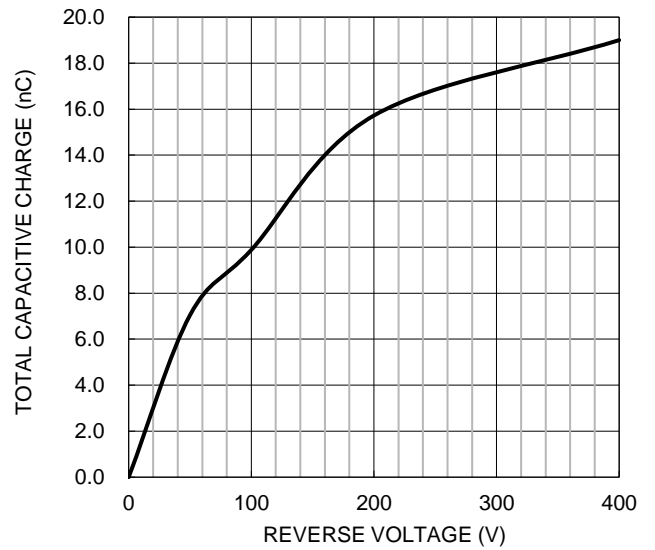
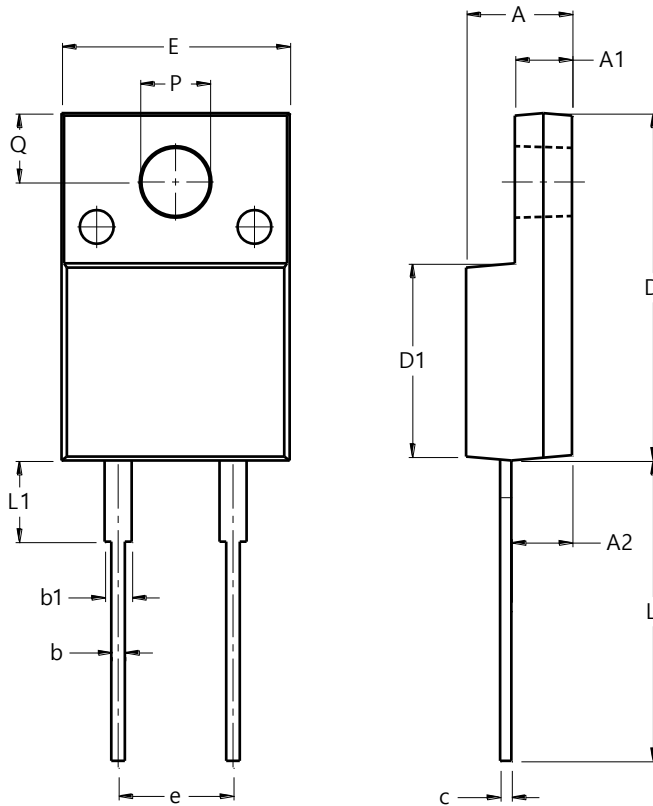


Figure 6. Typical Capacitive Charges

Package Outline Dimensions

Please see <http://www.diodes.com/package-outlines.html> for the latest version.

ITO220AC (Type WX-NC)



ITO220AC (Type WX-NC)		
Dim	Min	Max
A	4.46	4.87
A1	2.48	2.80
A2	2.50	2.80
b	0.50	0.80
b1	1.15	1.70
c	0.45	0.70
D	14.95	15.95
D1	8.50	8.80
E	10.00	10.40
e	4.95	5.25
L	13.00	13.70
L1	3.30	3.90
Q	2.76	3.36
PØ	3.00	3.30
All Dimensions in mm		

IMPORTANT NOTICE

1. DIODES INCORPORATED (Diodes) AND ITS SUBSIDIARIES MAKE NO WARRANTY OF ANY KIND, EXPRESS OR IMPLIED, WITH REGARDS TO ANY INFORMATION CONTAINED IN THIS DOCUMENT, INCLUDING, BUT NOT LIMITED TO, THE IMPLIED WARRANTIES OF MERCHANTABILITY, FITNESS FOR A PARTICULAR PURPOSE OR NON-INFRINGEMENT OF THIRD PARTY INTELLECTUAL PROPERTY RIGHTS (AND THEIR EQUIVALENTS UNDER THE LAWS OF ANY JURISDICTION).
2. The Information contained herein is for informational purpose only and is provided only to illustrate the operation of Diodes' products described herein and application examples. Diodes does not assume any liability arising out of the application or use of this document or any product described herein. This document is intended for skilled and technically trained engineering customers and users who design with Diodes' products. Diodes' products may be used to facilitate safety-related applications; however, in all instances customers and users are responsible for (a) selecting the appropriate Diodes products for their applications, (b) evaluating the suitability of Diodes' products for their intended applications, (c) ensuring their applications, which incorporate Diodes' products, comply the applicable legal and regulatory requirements as well as safety and functional-safety related standards, and (d) ensuring they design with appropriate safeguards (including testing, validation, quality control techniques, redundancy, malfunction prevention, and appropriate treatment for aging degradation) to minimize the risks associated with their applications.
3. Diodes assumes no liability for any application-related information, support, assistance or feedback that may be provided by Diodes from time to time. Any customer or user of this document or products described herein will assume all risks and liabilities associated with such use, and will hold Diodes and all companies whose products are represented herein or on Diodes' websites, harmless against all damages and liabilities.
4. Products described herein may be covered by one or more United States, international or foreign patents and pending patent applications. Product names and markings noted herein may also be covered by one or more United States, international or foreign trademarks and trademark applications. Diodes does not convey any license under any of its intellectual property rights or the rights of any third parties (including third parties whose products and services may be described in this document or on Diodes' website) under this document.
5. Diodes' products are provided subject to Diodes' Standard Terms and Conditions of Sale (<https://www.diodes.com/about/company/terms-and-conditions/terms-and-conditions-of-sales/>) or other applicable terms. This document does not alter or expand the applicable warranties provided by Diodes. Diodes does not warrant or accept any liability whatsoever in respect of any products purchased through unauthorized sales channel.
6. Diodes' products and technology may not be used for or incorporated into any products or systems whose manufacture, use or sale is prohibited under any applicable laws and regulations. Should customers or users use Diodes' products in contravention of any applicable laws or regulations, or for any unintended or unauthorized application, customers and users will (a) be solely responsible for any damages, losses or penalties arising in connection therewith or as a result thereof, and (b) indemnify and hold Diodes and its representatives and agents harmless against any and all claims, damages, expenses, and attorney fees arising out of, directly or indirectly, any claim relating to any noncompliance with the applicable laws and regulations, as well as any unintended or unauthorized application.
7. While efforts have been made to ensure the information contained in this document is accurate, complete and current, it may contain technical inaccuracies, omissions and typographical errors. Diodes does not warrant that information contained in this document is error-free and Diodes is under no obligation to update or otherwise correct this information. Notwithstanding the foregoing, Diodes reserves the right to make modifications, enhancements, improvements, corrections or other changes without further notice to this document and any product described herein. This document is written in English but may be translated into multiple languages for reference. Only the English version of this document is the final and determinative format released by Diodes.
8. Any unauthorized copying, modification, distribution, transmission, display or other use of this document (or any portion hereof) is prohibited. Diodes assumes no responsibility for any losses incurred by the customers or users or any third parties arising from any such unauthorized use.
9. This Notice may be periodically updated with the most recent version available at <https://www.diodes.com/about/company/terms-and-conditions/important-notice>

DIODES is a trademark of Diodes Incorporated in the United States and other countries.
The Diodes logo is a registered trademark of Diodes Incorporated in the United States and other countries.
© 2022 Diodes Incorporated. All Rights Reserved.

www.diodes.com