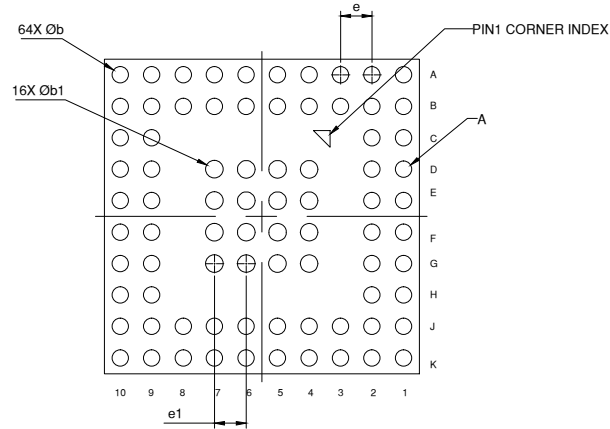
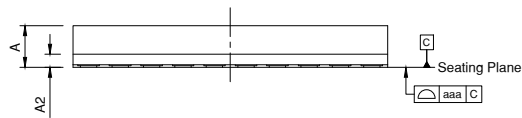


TOP VIEW

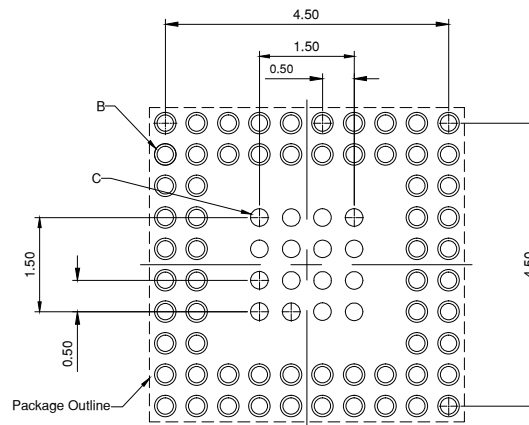


BOTTOM VIEW

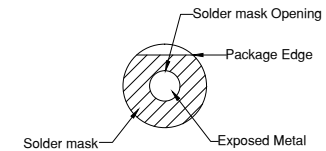
PKG. DIMENSIONS(MM)			
SYMBOL	Min	NOM	Max
A	0.56	0.66	0.76
A2	0.21REF		
D	4.90	5.00	5.10
E	4.90	5.00	5.10
e	0.50 BSC		
e1	0.50 BSC		
b	0.26 BSC		
b1	0.28 BSC		
aaa	0.08 BSC		



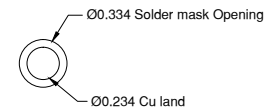
SIDE VIEW



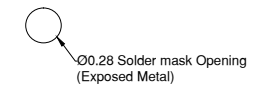
Recommend Land Pattern
(PCB TOP VIEW)



Detail A



Detail B
(64 Peripheral Pads, NSMD)



Detail C
(16 Center Pads, SMD)

Notes:

1. All dimensions are in mm.
3. Use $\pm 0.05\text{mm}$ for non-toleranced dimensions.

	DATE: 01/12/24
	DESCRIPTION: W-LGA5050-64
	PACKAGE CODE: FLB(FLB64)
DOCUMENT CONTROL#: PD-2289	REVISION:--