

DN85

ZXSC400 1W/3W buck LED drivers

Ray Liu, Applications Engineer, Zetex Semiconductors

Description

In Figure 1, ZXSC400 is configured as a high efficiency buck LED driver. The target applications are either 1W (350mA) or 3W (700mA) drivers for white LED driven from a 4 cell battery, or a 2 alkaline cell input for flashlights. The supply voltage for ZXSC400 reference design is:

$$V_{IN} = 3.8V \text{ to } 6V.$$

Parts lists for 1W and 3W design are shown in Table 1 and Table 2 respectively. Performance data is measured based on two different LED's V_F binning with 0.3V V_F difference.

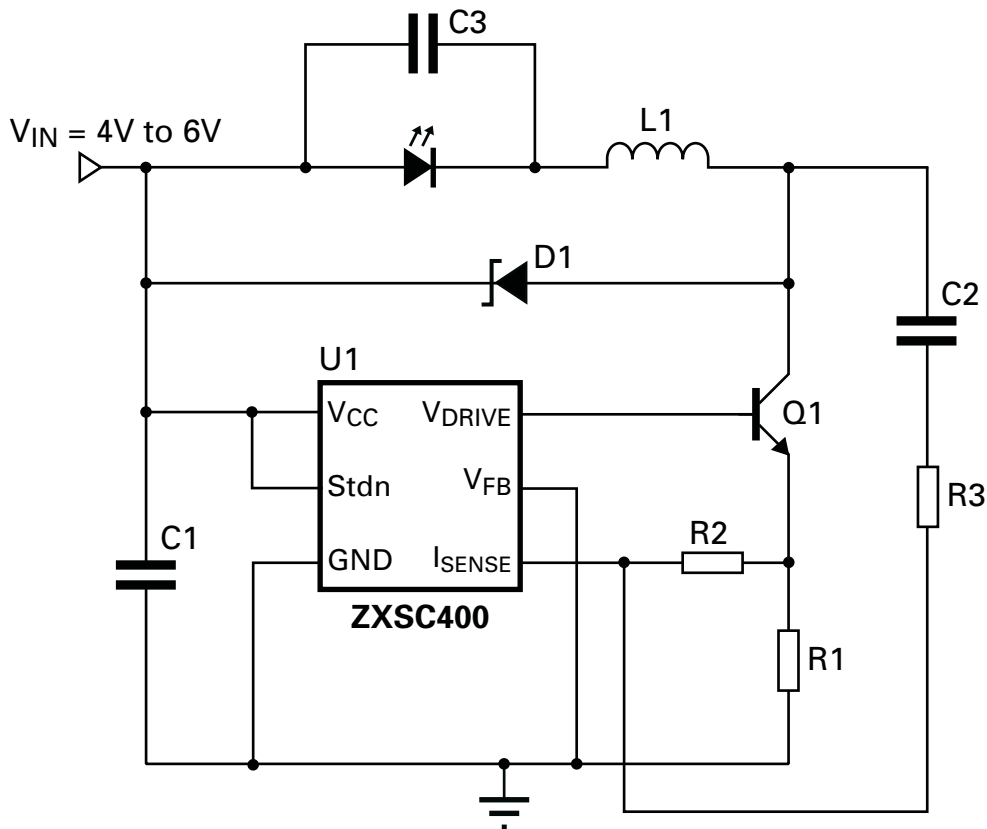


Figure 1 Schematic diagram

DN85

Ref.	Value	Package	Part number	Manufacturer	Contact details	Notes
U1	N/A	SOT23-6	ZXSC400E6	Zetex	www.zetex.com	LED Driver
Q1	N/A	SOT23	ZXTN25012EFL	Zetex	www.zetex.com	Low sat NPN transistor
D1	40V/0.75A	SOT23	BAT750	Zetex	www.zetex.com	40V/0.75A Schottky diode
L1	47 μ H	N/A	744052470	Würth Elektronik	www.we-online.com	I _{SAT} = 520mA
R1	62m Ω	0805		Generic	N/A	0805 1%
R2	10 Ω	0805		Generic	N/A	0805 5%
R3	47 Ω	0805		Generic	N/A	0805 5%
C1	4.7 μ F/10V	1206		Generic	N/A	X7R/X5R
C2	100pF/10V	0805		Generic	N/A	COG/NPO
C3	1 μ F/10V	0805		Generic	N/A	X7R/X5R optional

Table 1 Bill of materials for 1W LED

Performance

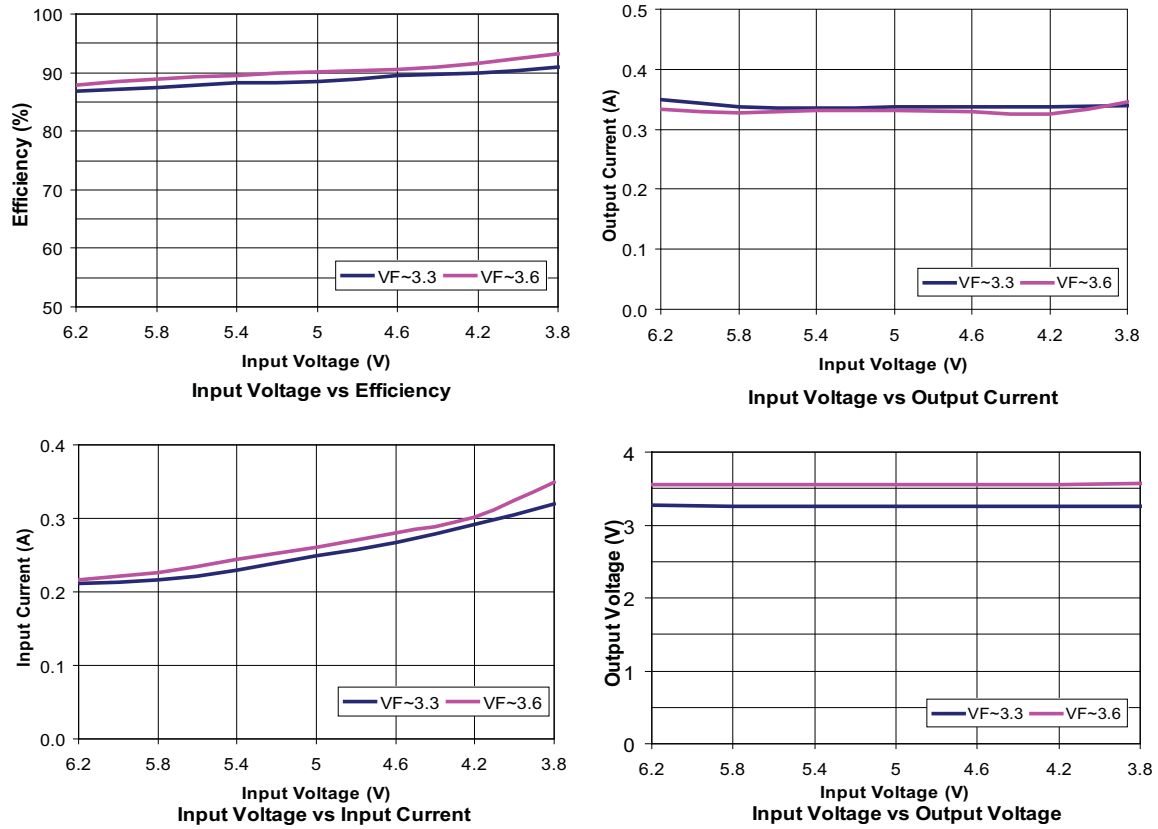


Figure 2 Performance graphs for 1W design

DN85

Ref.	Value	Package	Part number	Manufacturer	Contact details	Notes
U1	N/A	SOT23-6	ZXSC400E6	Zetex	www.zetex.com	LED Driver
Q1	N/A	SOT23	ZXTN25012EFL	Zetex	www.zetex.com	Low sat NPN transistor
D1	40V/1A	SOT23	ZHCS1000	Zetex	www.zetex.com	40V/1A Schottky diode
L1	33 μ H	N/A	722065330	Würth Elektronik	www.we-online.com	Isat=1.6A
R1	30m Ω	0805		Generic	N/A	0805 1%
R2	10 Ω	0805		Generic	N/A	0805 5%
R3	47 Ω	0805		Generic	N/A	0805 5%
C1	10 μ F/10V	1210		Generic	N/A	X7R/X5R
C2	100pF/10V	0805		Generic	N/A	COG/NPO
C3	2.2 μ F/10V	1206		Generic	N/A	X7R/X5R optional

Table 2 Bill of materials for 3W LED

Performance

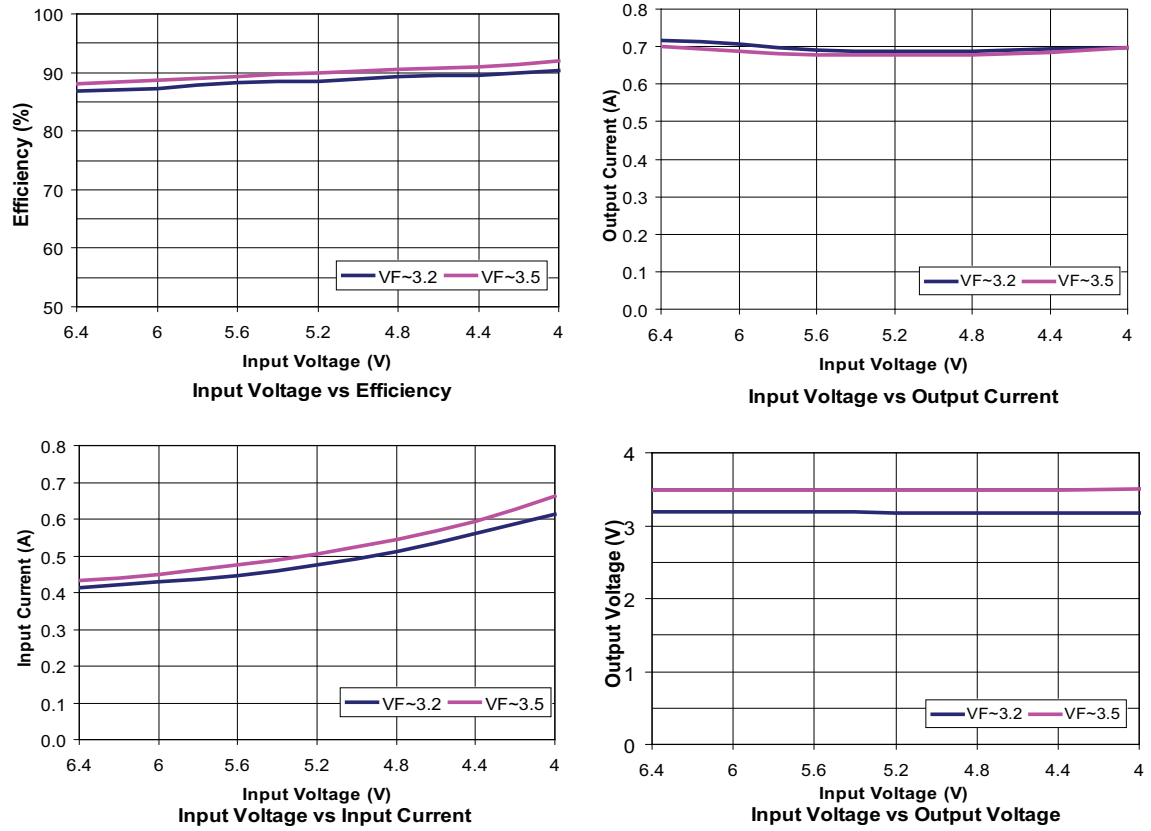


Figure 3 Performance graphs for 3W design

DN85

Definitions

Product change

Zetex Semiconductors reserves the right to alter, without notice, specifications, design, price or conditions of supply of any product or service. Customers are solely responsible for obtaining the latest relevant information before placing orders.

Applications disclaimer

The circuits in this design/application note are offered as design ideas. It is the responsibility of the user to ensure that the circuit is fit for the user's application and meets with the user's requirements. No representation or warranty is given and no liability whatsoever is assumed by Zetex with respect to the accuracy or use of such information, or infringement of patents or other intellectual property rights arising from such use or otherwise. Zetex does not assume any legal responsibility or will not be held legally liable (whether in contract, tort (including negligence), breach of statutory duty, restriction or otherwise) for any damages, loss of profit, business, contract, opportunity or consequential loss in the use of these circuit applications, under any circumstances.

Life support

Zetex products are specifically not authorized for use as critical components in life support devices or systems without the express written approval of the Chief Executive Officer of Zetex Semiconductors plc. As used herein:

A. Life support devices or systems are devices or systems which:

1. are intended to implant into the body

or

2. support or sustain life and whose failure to perform when properly used in accordance with instructions for use provided in the labelling can be reasonably expected to result in significant injury to the user.

B. A critical component is any component in a life support device or system whose failure to perform can be reasonably expected to cause the failure of the life support device or to affect its safety or effectiveness.

Reproduction

The product specifications contained in this publication are issued to provide outline information only which (unless agreed by the company in writing) may not be used, applied or reproduced for any purpose or form part of any order or contract or be regarded as a representation relating to the products or services concerned.

Terms and Conditions

All products are sold subjects to Zetex' terms and conditions of sale, and this disclaimer (save in the event of a conflict between the two when the terms of the contract shall prevail) according to region, supplied at the time of order acknowledgement.

For the latest information on technology, delivery terms and conditions and prices, please contact your nearest Zetex sales office .

Quality of product

Zetex is an ISO 9001 and TS16949 certified semiconductor manufacturer.

To ensure quality of service and products we strongly advise the purchase of parts directly from Zetex Semiconductors or one of our regionally authorized distributors. For a complete listing of authorized distributors please visit: www.zetex.com/salesnetwork

Zetex Semiconductors does not warrant or accept any liability whatsoever in respect of any parts purchased through unauthorized sales channels.

ESD (Electrostatic discharge)

Semiconductor devices are susceptible to damage by ESD. Suitable precautions should be taken when handling and transporting devices. The possible damage to devices depends on the circumstances of the handling and transporting, and the nature of the device. The extent of damage can vary from immediate functional or parametric malfunction to degradation of function or performance in use over time. Devices suspected of being affected should be replaced.

Green compliance

Zetex Semiconductors is committed to environmental excellence in all aspects of its operations which includes meeting or exceeding regulatory requirements with respect to the use of hazardous substances. Numerous successful programs have been implemented to reduce the use of hazardous substances and/or emissions.

All Zetex components are compliant with the RoHS directive, and through this it is supporting its customers in their compliance with WEEE and ELV directives.

Product status key:

"Preview"	Future device intended for production at some point. Samples may be available
"Active"	Product status recommended for new designs
"Last time buy (LTB)"	Device will be discontinued and last time buy period and delivery is in effect
"Not recommended for new designs"	Device is still in production to support existing designs and production
"Obsolete"	Production has been discontinued

Datasheet status key:

"Draft version"	This term denotes a very early datasheet version and contains highly provisional information, which may change in any manner without notice.
"Provisional version"	This term denotes a pre-release datasheet. It provides a clear indication of anticipated performance. However, changes to the test conditions and specifications may occur, at any time and without notice.
"Issue"	This term denotes an issued datasheet containing finalized specifications. However, changes to specifications may occur, at any time and without notice.

Zetex sales offices

Europe	Americas	Asia Pacific	Corporate Headquarters
Zetex GmbH Kustermannpark Balanstraße 59 D-81541 München Germany Telephone: (49) 89 45 49 49 0 Fax: (49) 89 45 49 49 49 europe.sales@zetex.com	Zetex Inc 700 Veterans Memorial Highway Hauppauge, NY 11788 USA Telephone: (1) 631 360 2222 Fax: (1) 631 360 8222 usa.sales@zetex.com	Zetex (Asia Ltd) 3701-04 Metroplaza Tower 1 Hing Fong Road, Kwai Fong Hong Kong Telephone: (852) 26100 611 Fax: (852) 24250 494 asia.sales@zetex.com	Zetex Semiconductors plc Zetex Technology Park, Chadderton Oldham, OL9 9LL United Kingdom Telephone: (44) 161 622 4444 Fax: (44) 161 622 4446 hq@zetex.com

© 2007 Published by Zetex Semiconductors plc